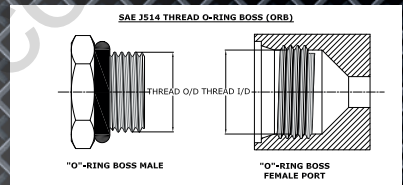
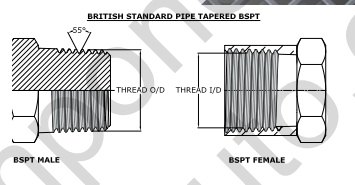
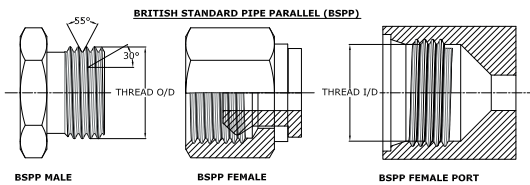
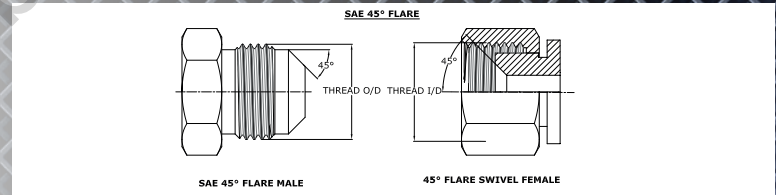
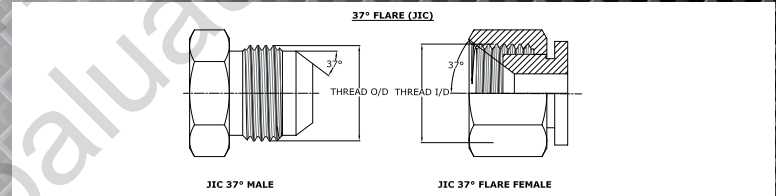
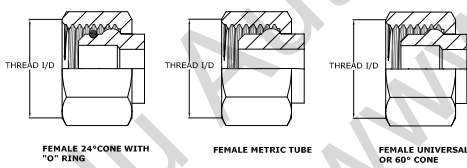
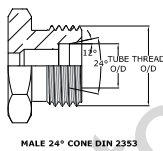


Tube Fitting Thread Chart

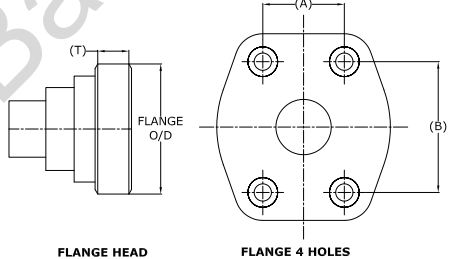
Dash No.	Tube Size	SAE J512 45°	37° SAE J514 JIC	Face-seal SAE J1453 ORFS	SAE J514 Straight Thread 'O' Ring Boss	NPTF NPSM	Metric ISO 261	BSPP BSPT
-1	1/16"	-	-	-	3/18 x 24	1/16-27	M8 X 1.0	1/16-28
-2	1/8"	5/16-24	5/16-24	-	5/16-24	1/8-27	M10 X 1.0	1/8-28
-3	3/16"	3/8-24	3/8-24	-	3/8-24	-	M12 X 1.5	
-4	1/4"	7/16-20	7/16-20	9/16-18	7/16-20	1/4-18	M14 X 1.5	1/4-19
-5	5/16"	1/2-20	1/2-20	-	1/2-20	-	M16 X 1.5	
-6	3/8"	9/16-18	9/16-18	11/16-16	9/16-18	3/8-18	M18 X 1.5	3/8-19
-8	1/2"	3/4-16	3/4-16	13/16-16	3/4-16	1/2-14	M20 X 1.5	1/2-14
-10	5/8"	7/8-14	7/8-14	1-14	7/8-14	-	M22 X 1.5	5/8-14
-12	3/4"	1-1/16-12	1-1/16-12	1-3/16-12	1-1/16-12	3/4-14	M27 X 2.0	3/4-14
-14	7/8"	1-3/16-12	1-3/16-12	-	1-3/16-12	-	M30 X 2.0	
-16	1"	1-5/16-12	1-5/16-12	1-7/16-12	1-5/16-12	1-11-1/2	M33 X 2.0	1-16
-20	1-1/4"	1-5/8-12	1-5/8-12	1-11/16-12	1-5/8-12	1-1/4-11-1/2	M42 X 2.0	1-1/4-11
-24	1-1/2"	1-7/8-12	1-7/8-12	2-12	1-7/8-12	1-1/2-11-1/2	M48 X 2.0	1-1/2-11
-32	2"	2-1/2-12	2-1/2-12	-	2-1/2-12	2-11-1/2	M60 x 2.0	2-11
-40	2.5"	-	3-12	-	3-12	2-1/2 X 8	-	2-1/2 X 11
-48	3"	-	3-1/2-12	-	3-1/2-12	3 X 8	-	3 X 11



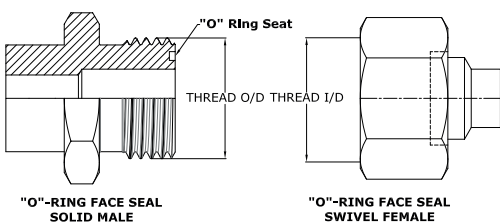
DIN 24° MALE AND MATING FEMALES



SAE J518/ISO - DIS 6162/JIS B8363 O-Ring Flange























O-RING FACE SEAL (ORFS)



Tube O.D. (mm)	Metric Nut Thread	
	Light	Heavy
6	M12 x 1.5	
8	M14 x 1.5	M16 x 1.5
10	M16 x 1.5	M18 x 1.5
12	M18 x 1.5	M20 x 1.5
15	M22 x 1.5	
16		M24 x 1.5
18	M26 x 1.5	
20		M30 x 2.0
22	M30 x 1.5	
25	M36 x 2.0	M36 x 2.0
28	M36 x 2.0	
30		M42 x 2.0
35	M45 x 2.0	
38		M52 x 2.0
42	M52 x 2.0	

Hydraulic Hose, Fittings and Adaptors

PRODUCTS

1	Ferrule 1SC, 2SC, 1SN, 2SN, 4SP		22,23	Plug - BSP, NPT, Metric, ORFS, JIC	
1,2,4	Hose Tail Insert- Straight, 90, 45, Bend BSP, NPT, JIC		24	Cap BSP, Metric, JIC, ORFS	
2	Banjo - Tail insert and Bold		24	Lock Nuts	
2,3	Hose Tail insert Compression L and S Series		24	Crimp Nut	
4	Hose Tail insert - ORFS Straight, 90, 45, Bend		25	Bonded Seals	
4	Hose Tail - Hose Joiner				
5,6	One Piece - BSP, Metric, JIC				
6,7,8,9,10,11	Adaptors Male*Male BSPP, BSPT, NPT, JIC, SAE, ORFS				
11	Bulkhead - BSP, Metric, ORFS, JIC				
13,14,15	Bush- BSPP, BSPT, NPT, JIC, SAE				
15,16	Sockets female BSPP, BSPT, NPT, JIC				
16,17,18,19	Elbow - Standard & Compact - BSP, NPT, JIC, ORFS				
19,20,21	TEE - BSP, NPT, JIC, ORFS				
21,22	Elbow Swift				
22	Crosses - BSP, NPT, JIC				



Product

Hydraulic Hose Fittings

Ferrule For 1SC & 2SC & 1SN



Part Number	Ferrule
HFSC/04	1/4"
HFSC/05	5/16"
HFSC/06	3/8"
HFSC/08	1/2"
HFSC/10	5/8"
HFSC/12	3/4"
HFSC/16	1"

Ferrule for 1SN & 2SN



Part Number	Ferrule
HFSN/03	3/16"
HFSN/04	1/4"
HFSN/05	5/16"
HFSN/06	3/8"
HFSN/08	1/2"
HFSN/10	5/8"
HFSN/12	3/4"
HFSN/16	1"
HFSN/20	1.1/4"
HFSN/24	1.1/2"
HFSN/32	2"

Skive Ferrule for 4SP



Part Number	Ferrule
HFSP/04	1/4"
HFSP/06	3/8"
HFSP/08	1/2"
HFSP/10	5/8"
HFSP/12	3/4"
HFSP/16	1"
HFSP/20	1.1/4"
HFSP/24	1.1/2"
HFSP/32	2"

Hose Tail - BSPP Male Insert 60° Cone



Part Number	BSPP Male Thread	Hosetail
BSP/04/04/M	1/4"	1/4"
BSP/06/04/M	3/8"	1/4"
BSP/06/05/M	3/8"	5/16"
BSP/06/06/M	3/8"	3/8"
BSP/08/06/M	1/2"	3/8"
BSP/08/08/M	1/2"	1/2"
BSP/10/08/M	5/8"	1/2"
BSP/10/10/M	5/8"	5/8"
BSP/12/12/M	3/4"	3/4"
BSP/16/16/M	1"	1"
BSP/20/20/M	1.1/4"	1.1/4"
BSP/24/24/M	1.1/2"	1.1/2"
BSP/32/32/M	2"	2"



Cannot see the size or style you want?
Please call us

Hose Tail - BSPP Female Swivel Insert 60° Cone



Part Number	BSPP Female Thread	Hosetail
BSP/02/03/FM	1/8"	3/16"
BSP/04/03/FM	1/4"	3/16"
BSP/04/04/FM	1/4"	1/4"
BSP/06/04/FM	3/8"	1/4"
BSP/06/05/FM	3/8"	5/16"
BSP/06/06/FM	3/8"	3/8"
BSP/08/06/FM	1/2"	3/8"
BSP/08/08/FM	1/2"	1/2"
BSP/10/08/FM	5/8"	1/2"
BSP/10/10/FM	5/8"	5/8"
BSP/12/10/FM	3/4"	5/8"
BSP/12/12/FM	3/4"	3/4"
BSP/16/12/FM	1"	3/4"
BSP/16/16/FM	1"	1"
BSP/20/16/FM	1.1/4"	1"
BSP/20/20/FM	1.1/4"	1.1/4"
BSP/24/20/FM	1.1/2"	1.1/4"
BSP/24/24/FM	1.1/2"	1.1/2"
BSP/32/24/FM	2"	1.1/2"
BSP/32/32/FM	2"	2"

Hose Tail - BSPP Female Swivel Insert 90 Deg Bend 60° Cone



Part Number	BSPP Female Thread	Hosetail
BSP/02/03/90S	1/8"	3/16"
BSP/04/03/90S	1/4"	3/16"
BSP/04/04/90S	1/4"	1/4"
BSP/06/04/90S	3/8"	1/4"
BSP/06/05/90S	3/8"	5/16"
BSP/06/06/90S	3/8"	3/8"
BSP/08/06/90S	1/2"	3/8"
BSP/08/08/90S	1/2"	1/2"
BSP/10/08/90S	5/8"	1/2"
BSP/10/10/90S	5/8"	5/8"
BSP/12/10/90S	3/4"	5/8"
BSP/12/12/90S	3/4"	3/4"
BSP/16/12/90S	1"	3/4"
BSP/16/16/90S	1"	1"
BSP/20/16/90S	1.1/4"	1"
BSP/20/20/90S	1.1/4"	1.1/4"
BSP/24/20/90S	1.1/2"	1.1/4"
BSP/24/24/90S	1.1/2"	1.1/2"
BSP/32/32/90S	2"	2"

Hose Tail - BSPP Female Swivel Insert 45 Deg Bend 60° Cone



Part Number	BSPP Female Thread	Hosetail
BSP/04/04/45S	1/4"	1/4"
BSP/06/04/45S	3/8"	1/4"
BSP/06/06/45S	3/8"	3/8"
BSP/08/06/45S	1/2"	3/8"
BSP/08/08/45S	1/2"	1/2"
BSP/10/08/45S	5/8"	1/2"
BSP/10/10/45S	5/8"	5/8"
BSP/12/10/45S	3/4"	5/8"
BSP/12/12/45S	3/4"	3/4"
BSP/16/12/45S	1"	3/4"
BSP/16/16/45S	1"	1"
BSP/20/20/45S	1.1/4"	1.1/4"
BSP/24/24/45S	1.1/2"	1.1/2"
BSP/32/32/45S	2"	2"

Hose Tail - BSPT Male Insert



Part Number	BSPT Male Thread	Hosetail
BSP/04/04/M	1/4"	1/4"
BSP/06/04/M	3/8"	1/4"
BSP/06/06/M	3/8"	3/8"
BSP/08/06/M	1/2"	3/8"
BSP/08/08/M	1/2"	1/2"
BSP/12/12/M	3/4"	3/4"
BSP/16/12/M	1"	3/4"
BSP/16/16/M	1"	1"
BSP/20/20/M	1.1/4"	1.1/4"
BSP/24/24/M	1.1/2"	1.1/2"
BSP/32/32/M	2"	2"

Hose Tail - BSPP Female Swivel Insert 90 Deg Compact 60° Cone



Part Number	BSPP Female Thread	Hosetail
BSP/04/04/90C	1/4"	1/4"
BSP/06/06/90C	3/8"	3/8"
BSP/08/08/90C	1/2"	1/2"
BSP/10/10/90C	5/8"	5/8"
BSP/12/12/90C	3/4"	3/4"
BSP/16/16/90C	1"	1"

Hose Tail - JIC Male Insert 37° Cone



Part Number	JIC Male	Hosetail
JIC/4/4/M	7/16"	1/4"
JIC/5/4/M	1/2"	1/4"
JIC/6/4/M	9/16"	1/4"
JIC/6/6/M	9/16"	3/8"
JIC/8/6/M	3/4"	3/8"
JIC/8/8/M	3/4"	1/2"
JIC/10/8/M	7/8"	1/2"
JIC/10/10/M	7/8"	5/8"
JIC/12/10/M	1.1/16"	5/8"
JIC/12/12/M	1.1/16"	3/4"
JIC/16/16/M	1.5/16"	1"
JIC/20/20/M	1.5/8"	1.1/4"
JIC/32/32/M	2.1/2"	2"

Hose Tail - JIC Female Swivel Insert 37° Inverted Cone



Part Number	JIC Female	Hosetail
JIC/4/3/FM	7/16"	3/16"
JIC/4/4/FM	7/16"	1/4"
JIC/6/4/FM	9/16"	1/4"
JIC/6/6/FM	9/16"	3/8"
JIC/8/6/FM	3/4"	3/8"
JIC/8/8/FM	3/4"	1/2"
JIC/10/8/FM	7/8"	1/2"
JIC/10/10/FM	7/8"	5/8"
JIC/12/10/FM	1.1/16"	5/8"
JIC/12/12/FM	1.1/16"	3/4"
JIC/16/12/FM	1.5/16"	3/4"
JIC/16/16/FM	1.5/16"	1"
JIC/20/20/FM	1.5/8"	1.1/4"
JIC/24/24/FM	1.7/8"	1.1/2"
JIC/32/32/FM	2.1/2"	2"

Hose Tail - JIC Female Swivel Insert 90 Deg 37° Inverted Cone



Part Number	JIC Female	Hosetail
JIC/4/4/90S	7/16"	1/4"
JIC/5/4/90S	1/2"	1/4"
JIC/6/6/90S	9/16"	3/8"
JIC/8/6/90S	3/4"	3/8"
JIC/8/8/90S	3/4"	1/2"
JIC/10/8/90S	7/8"	1/2"
JIC/10/10/90S	7/8"	5/8"
JIC/12/10/90S	1.1/16"	5/8"
JIC/12/12/90S	1.1/16"	3/4"
JIC/16/12/90S	1.5/16"	3/4"
JIC/16/16/90S	1.5/16"	1"
JIC/20/20/90S	1.5/8"	1.1/4"
JIC/24/24/90S	1.7/8"	1.1/2"
JIC/32/32/90S	2.1/2"	2"

Hose Tail - JIC Female Swivel Insert 45 Deg 37° Inverted Cone



Part Number	JIC Female	Hosetail
JIC/4/4/45S	7/16"	1/4"
JIC/6/4/45S	9/16"	1/4"
JIC/6/6/45S	9/16"	3/8"
JIC/8/6/45S	3/4"	3/8"
JIC/8/8/45S	3/4"	1/2"
JIC/10/8/45S	7/8"	1/2"
JIC/10/10/45S	7/8"	5/8"
JIC/12/12/45S	1.1/16"	3/4"
JIC/16/12/45S	1.5/16"	3/4"
JIC/16/16/45S	1.5/16"	1"
JIC/20/20/45S	1.5/8"	1.1/4"
JIC/24/24/45S	1.7/8"	1.1/2"
JIC/32/32/45S	2.1/2"	2"

Hose Tail - Banjo-Imperial



Part Number	BSPP Male Thread	Hosetail
BANIMP/04/04	1/4"	1/4"
BANIMP/06/06	3/8"	3/8"
BANIMP/08/08	1/2"	1/2"
BANIMP/12/12	3/4"	3/4"
BANIMP/16/16	1"	1"

Hose Tail - Banjo Bolt - Imperial



Part Number	BSPP Male Thread
BANIMP/04	1/4"
BANIMP/06	3/8"
BANIMP/08	1/2"
BANIMP/12	3/4"
BANIMP/16	1"

Hose Tail - Banjo Metric



Part Number	Metric Male	Hosetail
BANM/10/04	10mm	1/4"
BANM/12/04	12mm	1/4"
BANM/14/04	14mm	1/4"
BANM/14/06	14mm	3/8"
BANM/16/06	16mm	3/8"
BANM/18/06	18mm	3/8"
BANM/18/08	18mm	1/2"
BANM/22/08	22mm	1/2"
BANM/22/10	22mm	5/8"
BANM/30/16	30mm	1"

Hose Tail - Banjo Bolt - Metric



Part Number	Metric Male
BANMB/10	10mm
BANMB/12	12mm
BANMB/14	14mm
BANMB/16	16mm
BANMB/22	22mm
BANMB/26	26mm
BANMB/30	30mm

Hose Tail - Metric - (L) Series - Male 24° Compression



Part Number	Tube O/D (mm)	Hosetail
MET/6/03/M	6L	3/16"
MET/6/04/M	6L	1/4"
MET/8/04/M	8L	1/4"
MET/10/04/M	10L	1/4"
MET/12/04/M	12L	1/4"
MET/10/06/M	10L	3/8"
MET/12/06/M	12L	3/8"
MET/15/08/M	15L	1/2"
MET/18/08/M	18L	1/2"
MET/18/10/M	18L	5/8"
MET/22/12/M	22L	3/4"
MET/28/16/M	28L	1"
MET/35/20/M	35L	1.1/4"

Hose Tail - Metric - (L) Series - Female - DKOL 24° Compression

Part Number	Tube O/D (mm)	Hosetail
MET/6/03/FM	6L	3/16"
MET/6/04/FM	6L	1/4"
MET/8/04/FM	8L	1/4"
MET/10/04/FM	10L	1/4"
MET/12/04/FM	12L	1/4"
MET/10/06/FM	10L	3/8"
MET/12/06/FM	12L	3/8"
MET/15/08/FM	15L	1/2"
MET/18/08/FM	18L	1/2"
MET/18/10/FM	18L	5/8"
MET/22/12/FM	22L	3/4"
MET/28/16/FM	28L	1"
MET/35/20/FM	35L	1.1/4"

Hose Tail - Metric - (L) Series 90 Deg - Female - DKOL 24° Compression

Part Number	Tube O/D (mm)	Hosetail
MET/6/03/L/90S	6L	3/16"
MET/6/04/L/90S	6L	1/4"
MET/8/04/L/90S	8L	1/4"
MET/10/04/L/90S	10L	1/4"
MET/12/04/L/90S	12L	1/4"
MET/10/06/L/90S	10L	3/8"
MET/12/06/L/90S	12L	3/8"
MET/15/08/L/90S	15L	1/2"
MET/18/10/L/90S	18L	5/8"
MET/22/12/L/90S	22L	3/4"
MET/28/16/L/90S	28L	1"
MET/35/20/L/90S	35	1.1/4"
MET/42/24/L/90S	42L	1.1/2"

Hose Tail - Metric - (L) Series - Female - 45 Deg - DKOL 24° Compression

Part Number	Tube O/D (mm)	Hosetail
MET/6/04/L/45S	6L	1/4"
MET/8/04/L/45S	8L	1/4"
MET/10/04/L/45S	10L	1/4"
MET/10/05/L/45S	10L	5/16"
MET/10/06/L/45S	10L	3/8"
MET/12/06/L/45S	12L	3/8"
MET/15/08/L/45S	15L	1/2"
MET/18/10/L/45S	18L	5/8"
MET/22/12/L/45S	22L	3/4"
MET/28/16/L/45S	28	1"
MET/35/20/L/45S	35	1.1/4"

Hose Tail - Metric - (S) Series - Male 24° Compression

Part Number	Tube O/D (mm)	Hosetail
MET/6/04/S/M	6S	1/4"
MET/8/04/S/M	8S	1/4"
MET/10/04/S/M	10S	1/4"
MET/8/06/S/M	8S	3/8"
MET/10/06/S/M	10S	3/8"
MET/14/06/S/M	14S	3/8"
MET/16/08/S/M	16S	1/2"
MET/20/10/S/M	20S	5/8"
MET/20/12/S/M	20S	3/4"
MET/25/12/S/M	25S	3/4"
MET/30/16/S/M	30S	1"
MET/38/20/S/M	38S	1.1/4"

Hose Tail - Metric - (S) Series - Female - DKOS 24° Compression

Part Number	Tube O/D (mm)	Hosetail
MET/6/04/S/FM	6S	1/4"
MET/8/04/S/FM	8S	1/4"
MET/10/04/S/FM	10S	1/4"
MET/10/06/S/FM	10S	3/8"
MET/12/06/S/FM	12S	3/8"
MET/16/08/S/FM	16S	1/2"
MET/20/10/S/FM	20S	5/8"
MET/20/12/S/FM	20S	3/4"
MET/25/12/S/FM	25S	3/4"
MET/30/16/S/FM	30S	1"
MET/38/20/S/FM	38S	1.1/4"

Hose Tail - Metric - (S) Series - Female - 90 Deg - DKOS 24° Compression

Part Number	Tube O/D (mm)	Hosetail
MET/6/04/S/90S	6S	1/4"
MET/8/04/S/90S	8S	1/4"
MET/10/04/S/90S	10S	1/4"
MET/12/06/S/90S	12S	3/8"
MET/16/08/S/90S	16S	1/2"
MET/20/10/S/90S	20S	5/8"
MET/20/12/S/90S	20S	3/4"
MET/25/12/S/90S	25S	3/4"
MET/30/16/S/90S	30S	1"
MET/38/20/S/90S	38S	1.1/4"

Hose Tail - Metric - (S) Series - Female - 45 Deg - DKOS 24° Compression

Part Number	Tube O/D (mm)	Hosetail
MET/6/04/S/45S	6S	1/4"
MET/8/04/S/45S	8S	1/4"
MET/10/04/S/45S	10S	1/4"
MET/10/06/S/45S	10S	3/8"
MET/12/06/S/45S	12S	3/8"
MET/16/08/S/45S	16S	1/2"
MET/20/10/S/45S	20S	5/8"
MET/20/12/S/45S	20S	3/4"
MET/25/12/S/45S	25S	3/4"
MET/30/16/S/45S	30S	1"
MET/38/20/S/45S	38S	1.1/4"

Hose Tail - Metric Stand Pipe - Straight

Part Number	Stand Pipe (mm)	Hosetail
MET/6/03/ST	6	3/16"
MET/6/04/ST	6	1/4"
MET/8/04/ST	8	1/4"
MET/10/04/ST	10	1/4"
MET/10/06/ST	10	3/8"
MET/12/06/ST	12	3/8"
MET/14/06/ST	14	3/8"
MET/15/06/ST	15	3/8"
MET/12/08/ST	12	1/2"
MET/15/08/ST	15	1/2"
MET/16/08/ST	16	1/2"
MET/20/10/ST	20	5/8"
MET/20/12/ST	20	3/4"
MET/22/12/ST	22	3/4"
MET/25/12/ST	25	3/4"
MET/25/16/ST	25	1"
MET/30/16/ST	30	1"

Hose Tail - Metric Stand Pipe - 90 Deg

Part Number	Stand Pipe (mm)	Hosetail
MET/10/04/90	10	1/4"
MET/12/06/90	12	3/8"
MET/15/08/90	15	1/2"
MET/16/08/90	16	1/2"
MET/20/10/90	20	5/8"
MET/20/12/90	20	3/4"
MET/22/12/90	22	3/4"
MET/25/12/90	25	3/4"
MET/25/16/90	25	1"
MET/28/16/90	28	1"

Hose Tail - ORFS - Male - Straight



Part Number	ORFS Male	Hosetail
ORFS/04/04/90	9/16"	1/4"
ORFS/04/06/M	11/16"	1/4"
ORFS/06/06/M	11/16"	3/8"
ORFS/06/08/M	13/16"	3/8"
ORFS/08/08/M	13/16"	1/2"
ORFS/08/10/M	1"	1/2"
ORFS/10/10/M	1"	5/8"
ORFS/10/12/M	1.3/16"	5/8"
ORFS/12/12/M	1.3/16"	3/4"
ORFS/16/16/M	1.7/16"	1"

Hose Tail - ORFS - Female - Straight

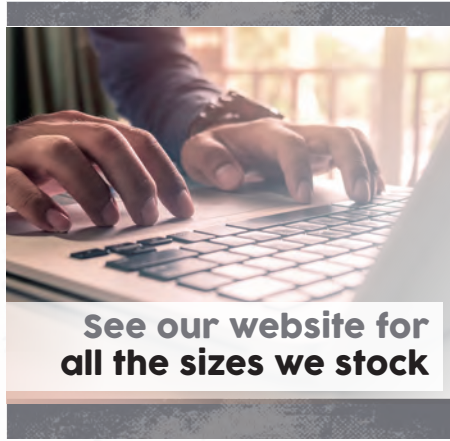


Part Number	ORFS Female	Hosetail
ORFS/04/04/FM	9/16"	1/4"
ORFS/04/06/FM	11/16"	1/4"
ORFS/06/06/FM	11/16"	3/8"
ORFS/06/08/FM	13/16"	3/8"
ORFS/08/08/FM	13/16"	1/2"
ORFS/08/10/FM	1"	1/2"
ORFS/10/10/FM	1"	5/8"
ORFS/10/12/FM	1.3/16"	5/8"
ORFS/12/12/FM	1.3/16"	3/4"
ORFS/12/16/FM	1.7/16"	3/4"
ORFS/16/16/FM	1.7/16"	1"
ORFS/20/20/FM	1.11/16"	1.1/4"

Hose Tail - ORFS - Female - Swept 90 Deg



Part Number	ORFS Female	Hosetail
ORFS/04/04/90S	9/16"	1/4"
ORFS/04/06/90S	11/16"	1/4"
ORFS/06/06/90S	11/16"	3/8"
ORFS/08/08/90S	13/16"	1/2"
ORFS/08/10/90S	1"	1/2"
ORFS/10/10/90S	1"	5/8"
ORFS/10/12/90S	1.3/16"	5/8"
ORFS/12/12/90S	1.3/16"	3/4"
ORFS/12/16/90S	1.7/16"	3/4"
ORFS/16/16/90S	1.7/16"	1"
ORFS/20/20/90S	1.11/16"	1.1/4"



See our website for all the sizes we stock

Hose Tail - ORFS - Female - Swept 45 Deg



Part Number	ORFS Female	Hosetail
ORFS/04/04/45S	9/16"	1/4"
ORFS/04/06/45S	11/16"	1/4"
ORFS/06/06/45S	11/16"	3/8"
ORFS/06/08/45S	13/16"	3/8"
ORFS/08/08/45S	13/16"	1/2"
ORFS/08/10/45S	1"	1/2"
ORFS/10/10/45S	1"	5/8"
ORFS/10/12/45S	1.3/16"	5/8"
ORFS/12/12/45S	1.3/16"	3/4"
ORFS/12/16/45S	1.7/16"	3/4"
ORFS/16/16/45S	1.7/16"	1"
ORFS/20/20/45S	1.11/16"	1.1/4"

Hose Tail - NPT Male



Part Number	NPT Male Thread	Hosetail
NPT/02/04/M	1/8"	1/4"
NPT/04/04/M	1/4"	1/4"
NPT/06/04/M	3/8"	1/4"
NPT/06/06/M	3/8"	3/8"
NPT/08/06/M	1/2"	3/8"
NPT/08/08/M	1/2"	1/2"
NPT/12/12/M	3/4"	3/4"
NPT/16/12/M	1"	3/4"
NPT/16/16/M	1"	1"
NPT/20/20/M	1.1/4"	1.1/4"
NPT/24/24/M	1.1/2"	1.1/2"
NPT/32/32/M	2"	2"

Hose Tail - Hose Joiner



Part Number	Hosetail
JOIN/04	1/4"
JOIN/06	3/8"
JOIN/08	1/2"
JOIN/12	3/4"
JOIN/16	1"

Hose Tail - SAE 3000 - Straight Flange



Part Number	Flange	Hosetail
FLA/08/08/ST	1/2"	1/2"
FLA/12/08/ST	3/4"	1/2"
FLA/12/12/ST	3/4"	3/4"
FLA/16/12/ST	1"	3/4"
FLA/16/16/ST	1"	1"
FLA/20/20/ST	1.1/4"	1.1/4"
FLA/24/20/ST	1.1/2"	1.1/4"
FLA/24/24/ST	1.1/2"	1.1/2"
FLA/32/24/ST	2"	1.1/2"
FLA/32/32/ST	2"	2"

Hose Tail - SAE 3000 - 90 Deg - Flange



Part Number	Flange	Hosetail
FLA/08/08/90S	1/2"	1/2"
FLA/12/08/90S	3/4"	1/2"
FLA/12/12/90S	3/4"	3/4"
FLA/16/12/90S	1"	3/4"
FLA/16/16/90S	1"	1"
FLA/20/16/90S	1.1/4"	1"
FLA/20/20/90S	1.1/4"	1.1/4"
FLA/24/20/90S	1.1/2"	1.1/4"
FLA/24/24/90S	1.1/2"	1.1/2"
FLA/32/24/90S	2"	1.1/2"
FLA/32/32/90S	2"	2"

Hose Tail - SAE 3000 - 45 Deg - Flange



Part Number	Flange	Hosetail
FLA/08/08/45	1/2"	1/2"
FLA/12/08/45	3/4"	1/2"
FLA/12/12/45	3/4"	3/4"
FLA/16/12/45	1"	3/4"
FLA/16/16/45	1"	1"
FLA/20/16/45	1.1/4"	1"
FLA/20/20/45	1.1/4"	1.1/4"
FLA/24/20/45	1.1/2"	1.1/4"
FLA/24/24/45	1.1/2"	1.1/2"
FLA/32/24/45	2"	1.1/2"
FLA/32/32/45	2"	2"

Hose Tail - SAE 6000 - Straight Flange



Part Number	Flange	Hosetail
FLA/08/08/ST/6	1/2"	1/2"
FLA/12/08/ST/6	3/4"	1/2"
FLA/12/12/ST/6	3/4"	3/4"
FLA/16/12/ST/6	1"	3/4"
FLA/16/16/ST/6	1"	1"
FLA/20/16/ST/6	1.1/4"	1"
FLA/20/20/ST/6	1.1/4"	1.1/4"
FLA/24/20/ST/6	1.1/2"	1.1/4"
FLA/24/24/ST/6	1.1/2"	1.1/2"
FLA/32/24/ST/6	2"	1.1/2"
FLA/32/32/ST/6	2"	2"

Hose Tail - SAE 6000 - 90 Deg - Flange



Part Number	Flange	Hosetail
FLA/08/08/90/6	1/2"	1/2"
FLA/12/08/90/6	3/4"	1/2"
FLA/12/12/90/6	3/4"	3/4"
FLA/16/12/90/6	1"	3/4"
FLA/16/16/90/6	1"	1"
FLA/20/16/90/6	1.1/4"	1"
FLA/20/20/90/6	1.1/4"	1.1/4"
FLA/24/20/90/6	1.1/2"	1.1/4"
FLA/24/24/90/6	1.1/2"	1.1/2"
FLA/32/24/90/6	2"	1.1/2"
FLA/32/32/90/6	2"	2"

Hose Tail - SAE 6000 - 45 Deg - Flange



Part Number	Flange	Hosetail
FLA/08/08/45/6	1/2"	1/2"
FLA/12/08/45/6	3/4"	1/2"
FLA/12/12/45/6	3/4"	3/4"
FLA/16/12/45/6	1"	3/4"
FLA/16/16/45/6	1"	1"
FLA/20/16/45/6	1.1/4"	1"
FLA/20/20/45/6	1.1/4"	1.1/4"
FLA/24/20/45/6	1.1/2"	1.1/4"
FLA/24/24/45/6	1.1/2"	1.1/2"
FLA/32/24/45/6	2"	1.1/2"
FLA/32/32/45/6	2"	2"


Hose Tail - Karcher - Female Long & Short Nut



Part Number	Type	Hosetail
KAR/22/04/LONG	Long Nut	1/4"
KAR/22/05/LONG	Long Nut	5/16"
KAR/22/04/SHORT	Short Nut	1/4"
KAR/22/05/SHORT	Short Nut	5/16"
KAR/22/06/SHORT	Short Nut	3/8"

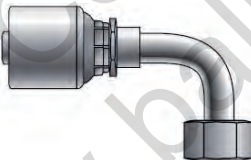
Product ▶ 1 Piece Hydraulic Hose Fittings

1 Piece - JIC Female



Part Number	JIC Female	Hosetail
4G4FJX	7/16"	1/4"
4G6FJX	9/16"	1/4"
6G6FJX	9/16"	3/8"
6G8FJX	3/4"	3/8"
8G8FJX	3/4"	1/2"
8G10FJX	7/8"	1/2"

1 Piece - JIC Female 90

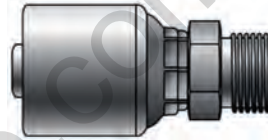


Part Number	JIC Female	Hosetail
4G4FJX90M	7/16"	1/4"
4G6FJX90M	9/16"	1/4"
6G6FJX90M	9/16"	3/8"
6G8FJX90M	3/4"	3/8"
8G8FJX90M	3/4"	1/2"
8G10FJX90M	7/8"	1/2"



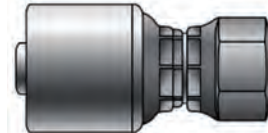
We can supply fittings to suit your individual requirements. Please call us

1 Piece - BSP Male



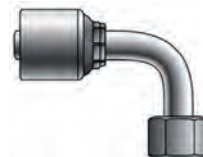
Part Number	BSP Male	Hosetail
4G4MBSP	1/4"	1/4"
6G6MBSP	3/8"	3/8"
8G8MBSP	1/2"	1/2"

1 Piece - BSP Female



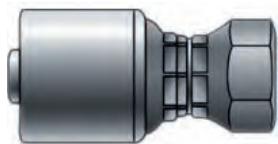
Part Number	BSP Female	Hosetail
4G4FBSPORX	1/4"	1/4"
4G6FBSPORX	3/8"	1/4"
6G6FBSPORX	3/8"	3/8"
6G8FBSPORX	1/2"	3/8"
8G8FBSPORX	1/2"	1/2"
8G12FBSPORX	3/4"	1/2"

1 Piece - BSP Female 90



Part Number	BSP Female	Hosetail
4G4FBSPORX90	1/4"	1/4"
4G6FBSPORX90	3/8"	1/4"
6G6FBSPORX90	3/8"	3/8"
6G8FBSPORX90	1/2"	3/8"
8G8FBSPORX90	1/2"	1/2"

1 Piece - Metric Female



Part Number	Metric Female	Hosetail
4G6FDLORX	M12	1/4"
4G8FDLORX	M14	1/4"
4G10FDLORX	M16	1/4"
6G10FDLORX	M16	3/8"
6G12FDLORX	M18	3/8"
6G15FDLORX	M22	3/8"
8G12FDLORX	M18	1/2"
8G15FDLORX	M22	1/2"
8G18FDLORX	M26	1/2"

1 Piece - Metric Female 90



Part Number	Metric Female	Hosetail
4G6FDLORX90	M12	1/4"
4G8FDLORX90	M14	1/4"
4G10FDLORX90	M16	1/4"
6G10FDLORX90	M16	3/8"
6G12FDLORX90	M18	3/8"
6G15FDLORX90	M22	3/8"
8G12FDLORX90	M18	1/2"
8G15FDLORX90	M22	1/2"
8G18FDLORX90	M26	1/2"

Product

Male x Male Adaptors

BSPP Male x BSPP Male 60 deg Cone Both Ends



Part Number	BSPP Male
100-0202	1/8"
100-0404	1/4"
100-0606	3/8"
100-0808	1/2"
100-1010	5/8"
100-1212	3/4"
100-1616	1"
100-2020	1.1/4"
100-2424	1.1/2"
100-3232	2"
100-4040	2.1/2"

BSPP Male x BSPP Male Un Equal 60 deg Cone Both Ends



Part Number	BSPP Male (1)	BSPP Male (2)
100-0402	1/4"	1/8"
100-0602	3/8"	1/8"
100-0604	3/8"	1/4"
100-0802	1/2"	1/8"
100-0804	1/2"	1/4"
100-0806	1/2"	3/8"
100-1004	5/8"	1/4"
100-1006	5/8"	3/8"
100-1008	5/8"	1/2"
100-1204	3/4"	1/4"
100-1206	3/4"	3/8"
100-1208	3/4"	1/2"
100-1210	3/4"	5/8"
100-1604	1"	1/4"
100-1606	1"	3/8"
100-1608	1"	1/2"
100-1610	1"	5/8"
100-1612	1"	3/4"
100-2004	1.1/4"	1/4"
100-2006	1.1/4"	3/8"
100-2008	1.1/4"	1/2"
100-2010	1.1/4"	5/8"
100-2012	1.1/4"	3/4"
100-2016	1.1/4"	1"
100-2404	1.1/2"	1/4"
100-2406	1.1/2"	3/8"
100-2408	1.1/2"	1/2"
100-2412	1.1/2"	3/4"
100-2416	1.1/2"	1"
100-2420	1.1/2"	1.1/4"
100-3204	2"	1/4"
100-3206	2"	3/8"
100-3208	2"	1/2"
100-3212	2"	3/4"
100-3216	2"	1"
100-3220	2"	1.1/4"
100-3224	2"	1.1/2"
100-4016	2.1/2"	1"
100-4020	2.1/2"	1.1/4"
100-4024	2.1/2"	1.1/2"
100-4032	2.1/2"	2"
100-4832	3"	2"
100-4840	3"	2.1/2"
100-4848	3"	3"
100-6432	4"	2"
100-6448	4"	3"
100-6464	4"	4"

BSPP DIN Male x BSPP DIN Male 60° Core Both Ends



Part Number	BSPP DIN Male (1)	BSPP DIN Male (2)
102-DIN0202	1/8"	1/8"
102-DIN0402	1/4"	1/8"
102-DIN0404	1/4"	1/4"
102-DIN0602	3/8"	1/8"
102-DIN0604	3/8"	1/4"
102-DIN0606	3/8"	3/8"
102-DIN0802	1/2"	1/8"
102-DIN0804	1/2"	1/4"
102-DIN0806	1/2"	3/8"
102-DIN0808	1/2"	1/2"
102-DIN1004	5/8"	1/4"
102-DIN1006	5/8"	3/8"
102-DIN1008	5/8"	1/2"
102-DIN1010	5/8"	5/8"
102-DIN1204	3/4"	1/4"
102-DIN1206	3/4"	3/8"
102-DIN1208	3/4"	1/2"
102-DIN1210	3/4"	5/8"
102-DIN1212	3/4"	3/4"
102-DIN1604	1"	1/4"
102-DIN1606	1"	3/8"
102-DIN1608	1"	1/2"
102-DIN1610	1"	5/8"
102-DIN1612	1"	3/4"
102-DIN1616	1"	1"
102-DIN2004	1.1/4"	1/4"
102-DIN2006	1.1/4"	3/8"
102-DIN2008	1.1/4"	1/2"
102-DIN2012	1.1/4"	3/4"
102-DIN2016	1.1/4"	1"
102-DIN2020	1.1/4"	1.1/4"
102-DIN2404	1.1/2"	1/4"
102-DIN2406	1.1/2"	3/8"
102-DIN2408	1.1/2"	1/2"
102-DIN2412	1.1/2"	3/4"
102-DIN2416	1.1/2"	1"
102-DIN2420	1.1/2"	1.1/4"
102-DIN2424	1.1/2"	1.1/2"
102-DIN3204	2"	1/4"
102-DIN3206	2"	3/8"
102-DIN3208	2"	1/2"
102-DIN3212	2"	3/4"
102-DIN3216	2"	1"
102-DIN3220	2"	1.1/4"
102-DIN3224	2"	1.1/2"
102-DIN3232	2"	2"



We can manufacture any fittings as per your drawings / requirements

BSPP Male 60 deg Cone x BSPT Male



Part Number	BSPP Male (1)	BSPT Male (2)
111-0202	1/8"	1/8"
111-0204	1/8"	1/4"
111-0206	1/8"	3/8"
111-0208	1/8"	1/2"
111-0402	1/4"	1/8"
111-0404	1/4"	1/4"
111-0406	1/4"	3/8"
111-0408	1/4"	1/2"
111-0412	1/4"	3/4"
111-0602	3/8"	1/8"
111-0604	3/8"	1/4"
111-0606	3/8"	3/8"
111-0608	3/8"	1/2"
111-0612	3/8"	3/4"
111-0616	3/8"	1"
111-0802	1/2"	1/8"
111-0804	1/2"	1/4"
111-0806	1/2"	3/8"
111-0808	1/2"	1/2"
111-0812	1/2"	3/4"
111-0816	1/2"	1"
111-1008	5/8"	1/2"
111-1010	5/8"	5/8"
111-1012	5/8"	3/4"
111-1204	3/4"	1/4"
111-1206	3/4"	3/8"
111-1208	3/4"	1/2"
111-1210	3/4"	5/8"
111-1212	3/4"	3/4"
111-1216	3/4"	1"
111-1220	3/4"	1.1/4"
111-1224	3/4"	1.1/2"
111-1604	1"	1/4"
111-1606	1"	3/8"
111-1608	1"	1/2"
111-1612	1"	3/4"
111-1616	1"	1"
111-1620	1"	1.1/4"
111-1624	1"	1.1/2"
111-1632	1"	2"
111-2012	1.1/4"	3/4"
111-2016	1.1/4"	1"
111-2020	1.1/4"	1.1/4"
111-2024	1.1/4"	1.1/2"
111-2032	1.1/4"	2"
111-2408	1.1/2"	1/2"
111-2412	1.1/2"	3/4"
111-2416	1.1/2"	1"
111-2420	1.1/2"	1.1/4"
111-2424	1.1/2"	1.1/2"
111-2432	1.1/2"	2"
111-3216	2"	1"
111-3220	2"	1.1/4"
111-3224	2"	1.1/2"
111-3232	2"	2"

NPTF Male x BSPP Male



Part Number	NPTF Male	BSPP Male
122-0202	1/8"	1/8"
122-0204	1/8"	1/4"
122-0206	1/8"	3/8"
122-0208	1/8"	1/2"
122-0402	1/4"	1/8"
122-0404	1/4"	1/4"
122-0406	1/4"	3/8"
122-0408	1/4"	1/2"
122-0412	1/4"	3/4"
122-0602	3/8"	1/8"
122-0604	3/8"	1/4"
122-0606	3/8"	3/8"
122-0608	3/8"	1/2"
122-0610	3/8"	5/8"
122-0612	3/8"	3/4"
122-0804	1/2"	1/4"
122-0806	1/2"	3/8"
122-0808	1/2"	1/2"
122-0810	1/2"	5/8"
122-0812	1/2"	3/4"
122-0816	1/2"	1"
122-1204	3/4"	1/4"
122-1206	3/4"	3/8"
122-1208	3/4"	1/2"
122-1212	3/4"	3/4"
122-1216	3/4"	1"
122-1220	3/4"	1.1/4"
122-1224	3/4"	1.1/2"
122-1604	1"	1/4"
122-1606	1"	3/8"
122-1608	1"	1/2"
122-1612	1"	3/4"
122-1616	1"	1"
122-1620	1"	1.1/4"
122-1624	1"	1.1/2"
122-2012	1.1/4"	3/4"
122-2016	1.1/4"	1"
122-2020	1.1/4"	1.1/4"
122-2024	1.1/4"	1.1/2"
122-2032	1.1/4"	2"
122-2416	1.1/2"	1"
122-2420	1.1/2"	1.1/4"
122-2424	1.1/2"	1.1/2"
122-2432	1.1/2"	2"
122-3216	2"	1"
122-3220	2"	1.1/4"
122-3224	2"	1.1/2"
122-3232	2"	2"

BSPP Male x Metric Male



Part Number	BSPP Male	Metric Male
130-0410X1	1/4"	10x1
130-0412X1.5	1/4"	12x1.5
130-0414X1.5	1/4"	14x1.5
130-0416X1.5	1/4"	16x1.5
130-0418X1.5	1/4"	18x1.5
130-0422X1.5	1/4"	22x1.5
130-0612X1.5	3/8"	12x1.5
130-0614X1.5	3/8"	14x1.5
130-0616X1.5	3/8"	16x1.5
130-0618X1.5	3/8"	18x1.5
130-0620X1.5	3/8"	20x1.5
130-0622X1.5	3/8"	22x1.5
130-0624X1.5	3/8"	24x1.5
130-0812X1.5	1/2"	12x1.5
130-0814X1.5	1/2"	14x1.5
130-0816X1.5	1/2"	16x1.5
130-0818X1.5	1/2"	18x1.5
130-0820X1.5	1/2"	20x1.5
130-0822X1.5	1/2"	22x1.5
130-0824X1.5	1/2"	24x1.5
130-0826X1.5	1/2"	26x1.5
130-0827X2	1/2"	27x2
130-1022X1.5	5/8"	22x1.5
130-1218X1.5	3/4"	18x1.5
130-1220X1.5	3/4"	20x1.5
130-1222X1.5	3/4"	22x1.5
130-1224X1.5	3/4"	24x1.5
130-1226X1.5	3/4"	26x1.5
130-1227X2	3/4"	27x2
130-1230X1.5	3/4"	30x1.5
130-1233X2	3/4"	33x2
130-1622X1.5	1"	22x1.5
130-1626X1.5	1"	26x1.5
130-1630X1.5	1"	30x1.5
130-1633X2	1"	33x2
130-1638X1.5	1"	38x1.5
130-2030X1.5	1.1/4"	30x1.5
130-2038X1.5	1.1/4"	38x1.5



We stock a large range of Compression Fittings. Special Fittings can be made to suit your requirements

BSPP Male x JIC Male



Part Number	BSPP Male	JIC Male
113-0204	1/8"	7/16"-20
113-0205	1/8"	1/2"-20
113-0206	1/8"	9/16"-18
113-0404	1/4"	7/16"-20
113-0405	1/4"	1/2"-20
113-0406	1/4"	9/16"-18
113-0408	1/4"	3/4"-16
113-0410	1/4"	7/8"-14
113-0412	1/4"	1.1/16"-12
113-0416	1/4"	1.5/16"-12
113-0604	3/8"	7/16"-20
113-0605	3/8"	1/2"-20
113-0606	3/8"	9/16"-18
113-0608	3/8"	3/4"-16
113-0610	3/8"	7/8"-14
113-0612	3/8"	1.1/16"-12
113-0616	3/8"	1.5/16"-12
113-0804	1/2"	7/16"-20
113-0805	1/2"	1/2"-20
113-0806	1/2"	9/16"-18
113-0808	1/2"	3/4"-16
113-0810	1/2"	7/8"-14
113-0812	1/2"	1.1/16"-12
113-0814	1/2"	1.3/16"-12
113-0816	1/2"	1.5/16"-12
113-1008	5/8"	3/4"-16
113-1010	5/8"	7/8"-14
113-1204	3/4"	7/16"-20
113-1205	3/4"	1/2"-20
113-1206	3/4"	9/16"-18
113-1208	3/4"	3/4"-16
113-1210	3/4"	7/8"-14
113-1212	3/4"	1.1/16"-12
113-1214	3/4"	1.3/16"-12
113-1216	3/4"	1.5/16"-12
113-1220	3/4"	1.5/8"-12
113-1606	1"	9/16"-18
113-1608	1"	3/4"-16
113-1610	1"	7/8"-14
113-1612	1"	1.1/16"-12
113-1614	1"	1.3/16"-12
113-1616	1"	1.5/16"-12
113-1620	1"	1.5/8"-12
113-1624	1"	1.7/8"-12
113-2012	1.1/4"	1.1/16"-12
113-2016	1.1/4"	1.5/16"-12
113-2020	1.1/4"	1.5/8"-12
113-2024	1.1/4"	1.7/8"-12
113-2032	1.1/4"	2.1/2"-12
113-2412	1.1/2"	1.1/16"-12
113-2416	1.1/2"	1.5/16"-12
113-2420	1.1/2"	1.5/8"-12
113-2424	1.1/2"	1.7/8"-12
113-2432	1.1/2"	2.1/2"-12
113-3224	2"	1.7/8"-12
113-3232	2"	2.1/2"-12

BSPP Male x SAE Male 60° Core



Part Number	BSPP Male	SAE Male
116-0404	1/4"	7/16"
116-0405	1/4"	1/2"
116-0406	1/4"	9/16"
116-0407	1/4"	5/8"
116-0408	1/4"	3/4"
116-0410	1/4"	7/8"
116-0604	3/8"	7/16"
116-0606	3/8"	9/16"
116-0607	3/8"	5/8"
116-0608	3/8"	3/4"
116-0610	3/8"	7/8"
116-0612	3/8"	1.1/16"
116-0804	1/2"	7/16"
116-0806	1/2"	9/16"
116-0807	1/2"	5/8"
116-0808	1/2"	3/4"
116-0810	1/2"	7/8"
116-0812	1/2"	1.1/16"
116-0816	1/2"	1.5/16"
116-1008	5/8"	3/4"
116-1010	5/8"	7/8"
116-1012	5/8"	1.1/16"
116-1208	3/4"	3/4"
116-1210	3/4"	7/8"
116-1212	3/4"	1.1/16"
116-1214	3/4"	1.3/16"
116-1216	3/4"	1.5/16"
116-1612	1"	1.1/16"
116-1616	1"	1.5/16"
116-1620	1"	1.5/8"
116-2016	1.1/4"	1.5/16"
116-2020	1.1/4"	1.5/8"
116-2024	1.1/4"	1.7/8"
116-2416	1.1/2"	1.5/16"
116-2420	1.1/2"	1.5/8"
116-2424	1.1/2"	1.7/8"



We can manufacture any fittings as per your drawings / requirements

Metric Male x Metric Male 60° Core Both Ends



Part Number	Metric Male (1)	Metric Male (2)
126-1010	10x1.5	10x1.5
126-1012	10x1.5	12x1.5
126-1212	12x1.5	12x1.5
126-1214	12x1.5	14x1.5
126-1216	12x1.5	16x1.5
126-1218	12x1.5	18x1.5
126-1414	14x1.5	14x1.5
126-1416	14x1.5	16x1.5
126-1418	14x1.5	18x1.5
126-1420	14x1.5	20x1.5
126-1422	14x1.5	22x1.5
126-1616	16x1.5	16x1.5
126-1618	16x1.5	18x1.5
126-1620	16x1.5	20x1.5
126-1622	16x1.5	22x1.5
126-1626	16x1.5	26x1.5
126-1818	18x1.5	18x1.5
126-1820	18x1.5	20x1.5
126-1822	18x1.5	22x1.5
126-1826	18x1.5	26x1.5
126-2020	20x1.5	20x1.5
126-2022	20x1.5	22x1.5
126-2024	20x1.5	24x1.5
126-2222	22x1.5	22x1.5
126-2224	22x1.5	24x1.5
126-2226	22x1.5	26x1.5
126-2424	24x1.5	24x1.5
126-2626	26x1.5	26x1.5
126-3030	30x1.5	30x1.5

BSPT Male x BSPT Male



Part Number	BSPT Male (1)	BSPT Male (2)
117-0202	1/8"	1/8"
117-0402	1/4"	1/8"
117-0404	1/4"	1/4"
117-0604	3/8"	1/4"
117-0606	3/8"	3/8"
117-0804	1/2"	1/4"
117-0806	1/2"	3/8"
117-0808	1/2"	1/2"
117-1208	3/4"	1/2"
117-1212	3/4"	3/4"
117-1612	1"	3/4"
117-1616	1"	1"
117-2020	1.1/4"	1.1/4"
117-2424	1.1/2"	1.1/2"
117-3232	2"	2"

BSPT Male x NPTF Male

Part Number	BSPT Male	NPTF Male
118-0202	1/8"	1/8"
118-0404	1/4"	1/4"
118-0406	1/4"	3/8"
118-0604	3/8"	1/4"
118-0606	3/8"	3/8"
118-0608	3/8"	1/2"
118-0808	1/2"	1/2"
118-1212	3/4"	3/4"
118-1216	3/4"	1"
118-1612	1"	3/4"
118-1616	1"	1"
118-2020	1.1/4"	1.1/4"
118-2424	1.1/2"	1.1/2"
118-3232	2"	2"

NPTF Male x NPTF Male

Part Number	NPTF Male (1)	NPTF Male (2)
121-0202	1/8"	1/8"
121-0402	1/4"	1/8"
121-0404	1/4"	1/4"
121-0602	3/8"	1/8"
121-0604	3/8"	1/4"
121-0606	3/8"	3/8"
121-0804	1/2"	1/4"
121-0806	1/2"	3/8"
121-0808	1/2"	1/2"
121-1204	3/4"	1/4"
121-1206	3/4"	3/8"
121-1208	3/4"	1/2"
121-1212	3/4"	3/4"
121-1608	1/2"	1/2"
121-1612	1"	3/4"
121-1616	1"	1"
121-2012	1.1/4"	3/4"
121-2016	1.1/4"	1"
121-2020	1.1/4"	1.1/4"
121-2416	1.1/2"	1"
121-2420	1.1/2"	1.1/4"
121-2424	1.1/2"	1.1/2"
121-3216	2"	1"
121-3220	2"	1.1/4"
121-3224	2"	1.1/2"
121-3232	2"	2"

NPTF Male x JIC Male

Part Number	NPTF Male	JIC Male
123-0204	1/8"	7/16"-20
123-0205	1/8"	1/2"-20
123-0206	1/8"	9/16"-18
123-0208	1/8"	3/4"-16
123-0404	1/4"	7/16"-20
123-0405	1/4"	1/2"-20
123-0406	1/4"	9/16"-18
123-0408	1/4"	3/4"-16
123-0604	3/8"	7/16"-20
123-0605	3/8"	1/2"-20
123-0606	3/8"	9/16"-18
123-0608	3/8"	3/4"-16
123-0610	3/8"	7/8"-14
123-0612	3/8"	1.1/16"-12
123-0804	1/2"	7/16"-20
123-0806	1/2"	9/16"-18
123-0808	1/2"	3/4"-16
123-0810	1/2"	7/8"-14
123-0812	1/2"	1.1/16"-12
123-0816	1/2"	1.5/16"-12
123-1204	3/4"	7/16"-20
123-1206	3/4"	9/16"-18
123-1208	3/4"	3/4"-16
123-1210	3/4"	7/8"-14
123-1212	3/4"	1.1/16"-12
123-1214	3/4"	1.3/16"-12
123-1216	3/4"	1.5/16"-12
123-1220	3/4"	1.5/8"-12
123-1608	1"	3/4"-16
123-1610	1"	7/8"-14
123-1612	1"	1.1/16"-12
123-1616	1"	1.5/16"-12
123-1620	1"	1.5/8"-12
123-1624	1"	1.7/8"-12
123-2012	1.1/4"	1.1/16"-12
123-2016	1.1/4"	1.5/16"-12
123-2020	1.1/4"	1.5/8"-12
123-2024	1.1/4"	1.7/8"-12
123-2416	1.1/2"	1.5/16"-12
123-2420	1.1/2"	1.5/8"-12
123-2424	1.1/2"	1.7/8"-12
123-2432	1.1/2"	2.1/2"-12
123-3224	2"	1.7/8"-12
123-3232	2"	2.1/2"-12

JIC Male x SAE Male

Part Number	JIC Male	SAE Male
147-0404	7/16"-20	7/16"-20
147-0405	7/16"-20	1/2"-20
147-0406	7/16"-20	9/16"-18
147-0407	7/16"-20	5/8"-14
147-0408	7/16"-20	3/4"-16
147-0410	7/16"-20	7/8"-14
147-0504	1/2"-20	7/16"-20
147-0505	1/2"-20	1/2"-20
147-0506	1/2"-20	9/16"-18
147-0604	9/16"-18	7/16"-20
147-0605	9/16"-18	1/2"-20
147-0606	9/16"-18	9/16"-18
147-0607	9/16"-18	5/8"-14
147-0608	9/16"-18	3/4"-16
147-0610	9/16"-18	7/8"-14
147-0612	9/16"-18	1.1/16"-12
147-0616	9/16"-18	1.5/16"-12
147-0804	3/4"-16	7/16"-20
147-0806	3/4"-16	9/16"-18
147-0807	3/4"-16	5/8"-14
147-0808	3/4"-16	3/4"-16
147-0810	3/4"-16	7/8"-14
147-0812	3/4"-16	1.1/16"-12
147-0816	3/4"-16	1.5/16"-12
147-1004	7/8"-14	7/16"-20
147-1006	7/8"-14	9/16"-18
147-1008	7/8"-14	3/4"-16
147-1010	7/8"-14	7/8"-14
147-1012	7/8"-14	1.1/16"-12
147-1016	7/8"-14	1.5/16"-12
147-1208	1.1/16"-12	3/4"-16
147-1210	1.1/16"-12	7/8"-14
147-1212	1.1/16"-12	1.1/16"-12
147-1214	1.1/16"-12	1.3/16"-12
147-1216	1.1/16"-12	1.5/16"-12
147-1412	1.3/16"-12	1.1/16"-12
147-1414	1.3/16"-12	1.3/16"-12
147-1610	1.5/16"-12	7/8"-14
147-1612	1.5/16"-12	1.1/16"-12
147-1616	1.5/16"-12	1.5/16"-12
147-1620	1.5/16"-12	1.5/8"-12
147-1624	1.5/16"-12	1.7/8"-12
147-2016	1.5/8"-12	1.5/16"-12
147-2020	1.5/8"-12	1.5/8"-12
147-2024	1.5/8"-12	1.7/8"-12
147-2420	1.7/8"-12	1.5/8"-12
147-2424	1.7/8"-12	1.7/8"-12
147-3232	2.1/2"-12	2.1/2"-12

Design | Manufacture | Distribution

Turned components to meet your needs

Drawing specific

Material: brass, steel, stainless, aluminium, plastic, nylon and many more

Heat treatment

Plating: zinc, nickel, chrome, chemical black, anodizing and many more

ISO/TS 16949 approved manufacturing facility



JIC Male x JIC Male



Part Number	JIC Male (1)	JIC Male (2)
136-0404	7/16"-20	7/16"-20
136-0504	1/2"-20	7/16"-20
136-0505	1/2"-20	1/2"-20
136-0604	9/16"-18	7/16"-20
136-0605	9/16"-18	1/2"-20
136-0606	9/16"-18	9/16"-18
136-0804	3/4"-16	7/16"-20
136-0805	3/4"-16	1/2"-20
136-0806	3/4"-16	9/16"-18
136-0808	3/4"-16	3/4"-16
136-1004	7/8"-14	7/16"-20
136-1005	7/8"-14	1/2"-20
136-1006	7/8"-14	9/16"-18
136-1008	7/8"-14	3/4"-16
136-1010	7/8"-14	7/8"-14
136-1205	1.1/16"-12	1/2"-20
136-1206	1.1/16"-12	9/16"-18
136-1208	1.1/16"-12	3/4"-16
136-1210	1.1/16"-12	7/8"-14
136-1212	1.1/16"-12	1.1/16"-12
136-1412	1.3/16"-12	1.1/16"-12
136-1414	1.3/16"-12	1.3/16"-12
136-1610	1.5/16"-12	7/8"-14
136-1612	1.5/16"-12	1.1/16"-12
136-1614	1.5/16"-12	1.3/16"-12
136-1616	1.5/16"-12	1.5/16"-12
136-2012	1.5/8"-12	1.1/16"-12
136-2016	1.5/8"-12	1.5/16"-12
136-2020	1.5/8"-12	1.5/8"-12
136-2416	1.7/8"-12	1.5/16"-12
136-2420	1.7/8"-12	1.5/8"-12
136-2424	1.7/8"-12	1.7/8"-12
136-3232	2.1/2"-12	2.1/2"-12

BSPT Male x JIC Male



Part Number	BSPT Male	JIC Male
119-0204	1/8"	7/16"-20
119-0205	1/8"	1/2"-20
119-0206	1/8"	9/16"-18
119-0404	1/4"	7/16"-20
119-0405	1/4"	1/2"-20
119-0406	1/4"	9/16"-18
119-0408	1/4"	3/4"-16
119-0604	3/8"	7/16"-20
119-0606	3/8"	9/16"-18
119-0608	3/8"	3/4"-16
119-0610	3/8"	7/8"-14
119-0806	1/2"	9/16"-18
119-0808	1/2"	3/4"-16
119-0810	1/2"	7/8"-14
119-0812	1/2"	1.1/16"-12
119-1208	3/4"	3/4"-16
119-1210	3/4"	7/8"-14
119-1212	3/4"	1.1/16"-12
119-1216	3/4"	1.5/16"-12
119-1612	1"	1.1/16"-12
119-1616	1"	1.5/16"-12
119-1620	1"	1.5/8"-12
119-2020	1.1/4"	1.5/8"-12
119-2424	1.1/2"	1.7/8"-12
119-3232	2"	2.1/2"-12

Metric Male x JIC Male



Part Number	Metric Male	JIC Male
133-1004	10x1	7/16"-20
133-1204	12x1.5	7/16"-20
133-1205	12x1.5	1/2"-20
133-1206	12x1.5	9/16"-18
133-1404	14x1.5	7/16"-20
133-1406	14x1.5	9/16"-18
133-1408	14x1.5	3/4"-16
133-1606	16x1.5	9/16"-18
133-1608	16x1.5	3/4"-16
133-1806	18x1.5	9/16"-18
133-1808	18x1.5	3/4"-16
133-1810	18x1.5	7/8"-14
133-2008	20x1.5	3/4"-16
133-2206	22x1.5	9/16"-18
133-2208	22x1.5	3/4"-16
133-2210	22x1.5	7/8"-14
133-2212	22x1.5	1.1/16"-12
133-2616	26x1.5	1.5/16"-12
133-2712	27x2	1.1/16"-12
133-3012	30x1.5	1.1/16"-12
133-3316	33x2	1.5/16"-12

BSPP Male ED Seal x JIC Male



Part Number	BSPP Male	JIC Male
115-ED0404	1/4"	7/16"-20
115-ED0406	1/4"	9/16"-18
115-ED0604	3/8"	7/16"-20
115-ED0606	3/8"	9/16"-18
115-ED0608	3/8"	3/4"-16
115-ED0804	1/2"	7/16"-20
115-ED0806	1/2"	9/16"-18
115-ED0808	1/2"	3/4"-16
115-ED0810	1/2"	7/8"-14
115-ED1208	3/4"	3/4"-16
115-ED1210	3/4"	7/8"-14
115-ED1212	3/4"	1.1/16"-12
115-ED1216	3/4"	1.5/16"-12
115-ED1616	1"	1.5/16"-12



See our website for all the sizes we stock

BSPP Male x Male Blank



Part Number	BSPP Male
149-B0404	1/4"
149-B0606	3/8"
149-B0808	1/2"

BSPP Male x BSPP Male Restrictor 60° Cone



Part Number	BSPP Male (1)	BSPP Male (2)
148-R0404R1MM	1/4"	1/4"
148-R0404R1.4MM	1/4"	1/4"
148-R0404R2MM	1/4"	1/4"
148-R0404R2.5MM	1/4"	1/4"
148-R0604R1MM	3/8"	1/4"
148-R0604R1.4MM	3/8"	1/4"
148-R0604R2MM	3/8"	1/4"
148-R0604R3MM	3/8"	1/4"
148-R0606R1MM	3/8"	3/8"
148-R0606R2MM	3/8"	3/8"
148-R0606R3MM	3/8"	3/8"
148-R0606R4MM	3/8"	3/8"
148-R0806R1MM	1/2"	3/8"
148-R0806R2MM	1/2"	3/8"
148-R0806R3MM	1/2"	3/8"
148-R0806R4MM	1/2"	3/8"
148-R0808R1MM	1/2"	1/2"
148-R0808R1.5MM	1/2"	1/2"
148-R0808R2MM	1/2"	1/2"
148-R0808R3MM	1/2"	1/2"
148-R1208R1MM	3/4"	1/2"
148-R1212R1MM	3/4"	3/4"

BSPP Male 60 deg Cone x ORFS Male



Part Number	BSPP Male	ORFS Male
901-0204	1/8"	9/16"-18
901-0404	1/4"	9/16"-18
901-0406	1/4"	11/16"-16
901-0408	1/4"	13/16"-16
901-0604	3/8"	9/16"-18
901-0606	3/8"	11/16"-16
901-0608	3/8"	13/16"-16
901-0610	3/8"	1"-14
901-0806	1/2"	11/16"-16
901-0808	1/2"	13/16"-16
901-0810	1/2"	1"-14
901-0812	1/2"	1.3/16"-12
901-1008	5/8"	13/16"-16
901-1010	5/8"	1"-14
901-1208	3/4"	13/16"-16
901-1210	3/4"	1"-14
901-1212	3/4"	1.3/16"-12
901-1216	3/4"	1.7/16"-12
901-1612	1"	1.3/16"-12
901-1616	1"	1.7/16"-12
901-1620	1"	1.11/16"-12
901-2016	1.1/4"	1.7/16"-12
901-2020	1.1/4"	1.11/16"-12
901-2420	1.1/2"	1.11/16"-12

ORFS Male x ORFS Male



Part Number	ORFS Male (1)	ORFS Male (2)
900-0404	9/16"-18	9/16"-18
900-0604	11/16"-16	9/16"-18
900-0606	11/16"-16	11/16"-16
900-0806	13/16"-16	11/16"-16
900-0808	13/16"-16	13/16"-16
900-1008	1"-14	13/16"-16
900-1010	1"-14	1"-14
900-1210	1.3/16"-12	1"-14
900-1212	1.3/16"-12	1.3/16"-12
900-1612	1.7/16"-12	1.3/16"-12
900-1616	1.7/16"-12	1.7/16"-12
900-2020	1.11/16"-12	1.11/16"-12
900-2424	2"-12	2"-12

SAE O Ring Male x ORFS Male



Part Number	SAE Male	ORFS Male
902-0404	7/16"-20	9/16"-18
902-0406	7/16"-20	11/16"-16
902-0604	9/16"-20	9/16"-18
902-0606	9/16"-20	11/16"-16
902-0608	9/16"-20	13/16"-16
902-0610	9/16"-20	1"-14
902-0806	3/4"-16	11/16"-16
902-0808	3/4"-16	13/16"-16
902-0810	3/4"-16	1"-14
902-0812	3/4"-16	1.3/16"-12
902-1006	7/8"-14	11/16"-16
902-1008	7/8"-14	13/16"-16
902-1010	7/8"-14	1"-14
902-1012	7/8"-14	1.3/16"-12
902-1206	1.1/16"-12	11/16"-16
902-1208	1.1/16"-12	13/16"-16
902-1210	1.1/16"-12	1"-14
902-1212	1.1/16"-12	1.3/16"-12
902-1216	1.1/16"-12	1.7/16"-12
902-1612	1.5/16"-12	1.3/16"-12
902-1616	1.5/16"-12	1.7/16"-12
902-1620	1.5/16"-12	1.11/16"-12
902-2004	1.5/8"-12	9/16"-18
902-2020	1.5/8"-12	1.11/16"-12
902-2424	1.7/8"-12	2"-12

BSPP Male x BSPP Male Bulkhead with Locknut



Part Number	BSPP Male
108-02	1/8"
108-04	1/4"
108-06	3/8"
108-08	1/2"
108-10	5/8"
108-12	3/4"
108-16	1"
108-20	1.1/4"
108-24	1.1/2"
108-32	2"

BSPP Male x BSPP Male Bulkhead Less Locknut



Part Number	BSPP Male
106-04	1/4"
106-08	1/2"
106-10	5/8"
106-12	3/4"
106-20	1.1/4"
106-24	1.1/2"

BSPP Male x BSPP Extended Equal Male Bulkhead



Part Number	BSPP Male
109-L04	1/4"
109-L06	3/8"
109-L08	1/2"
109-L12	3/4"
109-L16	1"

Metric Male x Metric Male Bulkhead



Part Number	Metric Male (1)	Metric Male (2)
128-12	12x1.5	12x1.5
128-14	14x1.5	14x1.5
128-16	16x1.5	16x1.5
128-18	18x1.5	18x1.5
128-20	20x1.5	20x1.5
128-22	22x1.5	22x1.5
128-24	24x1.5	24x1.5




We can manufacture any fittings as per your drawings / requirements

JIC Male x JIC Male Equal Bulkhead




Part Number	JIC Male
139-0404	7/16"-20
139-0505	1/2"-20
139-0606	9/16"-18
139-0808	3/4"-16
139-1010	7/8"-14
139-1212	1.1/16"-12
139-1414	1.3/16"-12
139-1616	1.5/16"-12
139-2020	1.5/8"-12
139-2424	1.7/8"-12
139-3232	2.1/2"-12

ORFS Male x ORFS Male Bulkhead



Part Number	ORFS Male (1)	ORFS Male (2)
904-04	9/16"-18	9/16"-18
904-06	11/16"-16	11/16"-16
904-08	13/16"-16	13/16"-16
904-10	1"-14	1"-14
904-12	1.3/16"-12	1.3/16"-12
904-16	1.7/16"-12	1.7/16"-12
904-20	1.11/16"-12	1.11/16"-12



Design | Manufacture | Distribution

Turned components to meet your needs

BSPP Male x BSPP Swivel Female



Part Number	BSPP Male	BSPP Female
200-0202	1/8"	1/8"
200-0204	1/8"	1/4"
200-0206	1/8"	3/8"
200-0402	1/4"	1/8"
200-0404	1/4"	1/4"
200-0406	1/4"	3/8"
200-0408	1/4"	1/2"
200-0412	1/4"	3/4"
200-0602	3/8"	1/8"
200-0604	3/8"	1/4"
200-0606	3/8"	3/8"
200-0608	3/8"	1/2"
200-0610	3/8"	5/8"
200-0612	3/8"	3/4"
200-0616	3/8"	1"
200-0804	1/2"	1/4"
200-0806	1/2"	3/8"
200-0808	1/2"	1/2"
200-0810	1/2"	5/8"
200-0812	1/2"	3/4"
200-0816	1/2"	1"
200-1004	5/8"	1/4"
200-1006	5/8"	3/8"
200-1008	5/8"	1/2"
200-1010	5/8"	5/8"
200-1012	5/8"	3/4"
200-1204	3/4"	1/4"
200-1206	3/4"	3/8"
200-1208	3/4"	1/2"
200-1210	3/4"	5/8"
200-1212	3/4"	3/4"
200-1216	3/4"	1"
200-1220	3/4"	1.1/4"
200-1224	3/4"	1.1/2"
200-1606	1"	3/8"
200-1608	1"	1/2"
200-1610	1"	5/8"
200-1612	1"	3/4"
200-1616	1"	1"
200-1620	1"	1.1/4"
200-1624	1"	1.1/2"
200-1632	1"	2"
200-2008	1.1/4"	1/2"
200-2012	1.1/4"	3/4"
200-2016	1.1/4"	1"
200-2020	1.1/4"	1.1/4"
200-2024	1.1/4"	1.1/2"
200-2032	1.1/4"	2"
200-2416	1.1/2"	1"
200-2420	1.1/2"	1.1/4"
200-2424	1.1/2"	1.1/2"
200-2432	1.1/2"	2"
200-3216	2"	1"
200-3220	2"	1.1/4"
200-3224	2"	1.1/2"
200-3232	2"	2"

BSPT Male x BSPP Swivel Female



Part Number	BSPT Male	BSPP Female
207-0202	1/8"	1/8"
207-0404	1/4"	1/4"
207-0606	3/8"	3/8"
207-0808	1/2"	1/2"
207-1212	3/4"	3/4"
207-1616	1"	1"
207-2020	1.1/4"	1.1/4"
207-2424	1.1/2"	1.1/2"

BSPP Male x Metric Swivel Female



Part Number	BSPP Male	Metric Female
203-0412	1/4"	12x1.5
203-0414	1/4"	14x1.5
203-0416	1/4"	16x1.5
203-0418	1/4"	18x1.5
203-0612	3/8"	12x1.5
203-0614	3/8"	14x1.5
203-0616	3/8"	16x1.5
203-0618	3/8"	18x1.5
203-0620	3/8"	20x1.5
203-0622	3/8"	22x1.5
203-0814	1/2"	14x1.5
203-0816	1/2"	16x1.5
203-0818	1/2"	18x1.5
203-0820	1/2"	20x1.5
203-0822	1/2"	22x1.5
203-0824	1/2"	24x1.5
203-0826	1/2"	26x1.5
203-1022	5/8"	22x1.5
203-1218	3/4"	18x1.5
203-1220	3/4"	20x1.5
203-1222	3/4"	22x1.5

NPTF Male x BSPP Swivel Female



Part Number	NPTF Male	BSPP Female
209-0202	1/8"	1/8"
209-0404	1/4"	1/4"
209-0606	3/8"	3/8"
209-0808	1/2"	1/2"
209-1212	3/4"	3/4"
209-1616	1"	1"

NPTF Male x JIC Swivel Female



Part Number	NPTF Male	JIC Female
211-0204	1/8"	7/16"-20
211-0404	1/4"	7/16"-20
211-0405	1/4"	1/2"-20
211-0406	1/4"	9/16"-18
211-0408	1/4"	3/4"-16
211-0604	3/8"	7/16"-20
211-0606	3/8"	9/16"-18
211-0608	3/8"	3/4"-16
211-0610	3/8"	7/8"-14
211-0808	1/2"	3/4"-16
211-0810	1/2"	7/8"-14
211-0812	1/2"	1.1/16"-12
211-1212	3/4"	1.1/16"-12
211-1616	1"	1.5/16"-12
211-2020	1.1/4"	1.5/8"-12
211-2424	1.1/2"	1.7/8"-12
211-3232	2"	2.1/2"-12

JIC Male x BSPP Swivel Female



Part Number	JIC Male	BSPP Female
216-0402	7/16"-20	1/8"
216-0404	7/16"-20	1/4"
216-0406	7/16"-20	3/8"
216-0408	7/16"-20	1/2"
216-0504	1/2"-20	1/4"
216-0506	1/2"-20	3/8"
216-0508	1/2"-20	1/2"
216-0604	9/16"-18	1/4"
216-0606	9/16"-18	3/8"
216-0608	9/16"-18	1/2"
216-0806	3/4"-16	3/8"
216-0808	3/4"-16	1/2"
216-0812	3/4"-16	3/4"
216-1006	7/8"-14	3/8"
216-1008	7/8"-14	1/2"
216-1010	7/8"-14	5/8"
216-1012	7/8"-14	3/4"
216-1208	1.1/16"-12	1/2"
216-1212	1.1/16"-12	3/4"
216-1216	1.1/16"-12	1"
216-1612	1.5/16"-12	3/4"
216-1616	1.5/16"-12	1"
216-2020	1.5/8"-12	1.1/4"
216-2424	1.7/8"-12	1.1/2"
216-3232	2.1/2"-12	2"

JIC Male x JIC Swivel Female

Part Number	JIC Male	JIC Female
215-0404	7/16"-20	7/16"-20
215-0406	7/16"-20	9/16"-18
215-0408	7/16"-20	3/4"-16
215-0505	1/2"-20	1/2"-20
215-0506	1/2"-20	9/16"-18
215-0604	9/16"-18	7/16"-20
215-0605	9/16"-18	1/2"-20
215-0606	9/16"-18	9/16"-18
215-0608	9/16"-18	3/4"-16
215-0804	3/4"-16	7/16"-20
215-0806	3/4"-16	9/16"-18
215-0808	3/4"-16	3/4"-16
215-0810	3/4"-16	7/8"-14
215-0812	3/4"-16	1.1/16"-12
215-1008	7/8"-14	3/4"-16
215-1010	7/8"-14	7/8"-14
215-1012	7/8"-14	1.1/16"-12
215-1208	1.1/16"-12	3/4"-16
215-1210	1.1/16"-12	7/8"-14
215-1212	1.1/16"-12	1.1/16"-12
215-1216	1.1/16"-12	1.5/16"-12
215-1414	1.3/16"-12	1.3/16"-12
215-1612	1.5/16"-12	1.1/16"-12
215-1616	1.5/16"-12	1.5/16"-12
215-1620	1.5/16"-12	1.5/8"-12
215-2020	1.5/8"-12	1.5/8"-12
215-2424	1.7/8"-12	1.7/8"-12
215-3232	2.1/2"-12	2.1/2"-12

BSPP Male 60 deg Cone x JIC Swivel Female

Part Number	BSPP Male	JIC Female
204-0204	1/8"	7/16"-20
204-0404	1/4"	7/16"-20
204-0405	1/4"	1/2"-20
204-0406	1/4"	9/16"-18
204-0408	1/4"	3/4"-16
204-0410	1/4"	7/8"-14
204-0604	3/8"	7/16"-20
204-0605	3/8"	1/2"-20
204-0606	3/8"	9/16"-18
204-0608	3/8"	3/4"-16
204-0610	3/8"	7/8"-14
204-0612	3/8"	1.1/16"-12
204-0804	1/2"	7/16"-20
204-0805	1/2"	1/2"-20
204-0806	1/2"	9/16"-18
204-0808	1/2"	3/4"-16
204-0810	1/2"	7/8"-14
204-0812	1/2"	1.1/16"-12
204-1010	5/8"	7/8"-14
204-1208	3/4"	3/4"-16
204-1210	3/4"	7/8"-14
204-1212	3/4"	1.1/16"-12
204-1214	3/4"	1.3/16"-12
204-1216	3/4"	1.5/16"-12
204-1612	1"	1.1/16"-12
204-1616	1"	1.5/16"-12
204-1620	1"	1.5/8"-12
204-2016	1.1/4"	1.5/16"-12
204-2020	1.1/4"	1.5/8"-12
204-2024	1.1/4"	1.7/8"-12
204-2420	1.1/2"	1.5/8"-12
204-2424	1.1/2"	1.7/8"-12
204-3232	2"	2.1/2"-12

NPTF Male x NPSM Swivel Female

Part Number	NPTF Male	NPSM Female
210-0404	1/4"	1/4"
210-0606	3/8"	3/8"
210-0808	1/2"	1/2"
210-1212	3/4"	3/4"
210-1616	1"	1"
210-2020	1.1/4"	1.1/4"

BSPP Male 60 deg Cone x ORFS Swivel Female

Part Number	BSPP Male	ORFS Female
907-0204	1/8"	9/16"-18
907-0404	1/4"	9/16"-18
907-0604	3/8"	9/16"-18
907-0406	1/4"	11/16"-16
907-0606	3/8"	11/16"-16
907-0608	3/8"	13/16"-16
907-0808	1/2"	13/16"-16
907-0810	1/2"	1"-14
907-1212	3/4"	1.3/16"-12
907-1216	3/4"	1.7/16"-12
907-1616	1"	1.7/16"-12
907-1620	1"	1.11/16"-12
907-2020	1.1/4"	1.11/16"-12
907-2424	1.1/2"	2"-12

BSPP Male x BSPP Fixed Female Gauge

Part Number	BSPP Male	BSPP Female
403-0202	1/8"	1/8"
403-0204	1/8"	1/4"
403-0404	1/4"	1/4"
403-0406	1/4"	3/8"
403-0408	1/4"	1/2"
403-0604	3/8"	1/4"
403-0606	3/8"	3/8"
403-0608	3/8"	1/2"
403-0804	1/2"	1/4"
403-0806	1/2"	3/8"
403-0808	1/2"	1/2"

BSPP Male 60 deg Cone x BSPP Fixed Female Extended

Part Number	BSPP Male	BSPP Female
400-0202	1/8"	1/8"
400-0204	1/8"	1/4"
400-0206	1/8"	3/8"
400-0208	1/8"	1/2"
400-0402	1/4"	1/8"
400-0404	1/4"	1/4"
400-0406	1/4"	3/8"
400-0408	1/4"	1/2"
400-0412	1/4"	3/4"
400-0604	3/8"	1/4"
400-0606	3/8"	3/8"
400-0608	3/8"	1/2"
400-0612	3/8"	3/4"
400-0806	1/2"	3/8"
400-0808	1/2"	1/2"
400-0812	1/2"	3/4"
400-0816	1/2"	1"
400-0820	1/2"	1.1/4"
400-1008	5/8"	1/2"
400-1012	5/8"	3/4"
400-1208	3/4"	1/2"
400-1212	3/4"	3/4"
400-1216	3/4"	1"
400-1220	3/4"	1.1/4"
400-1224	3/4"	1.1/2"
400-1612	1"	3/4"
400-1616	1"	1"
400-1620	1"	1.1/4"
400-1624	1"	1.1/2"
400-2020	1.1/4"	1.1/4"
400-2024	1.1/4"	1.1/2"
400-2032	1.1/4"	2"
400-2420	1.1/2"	1.1/4"
400-2424	1.1/2"	1.1/2"
400-2432	1.1/2"	2"
400-3232	2"	2"

BSPP Male 60 deg Cone x BSPP Fixed Female Bush

Part Number	BSPP Male	BSPP Female
401-0602	3/8"	1/8"
401-0802	1/2"	1/8"
401-0804	1/2"	1/4"
401-1202	3/4"	1/8"
401-1204	3/4"	1/4"
401-1206	3/4"	3/8"
401-1604	1"	1/4"
401-1606	1"	3/8"
401-1608	1"	1/2"
401-2004	1.1/4"	1/4"
401-2006	1.1/4"	3/8"
401-2008	1.1/4"	1/2"
401-2012	1.1/4"	3/4"
401-2016	1.1/4"	1"
401-2404	1.1/2"	1/4"
401-2406	1.1/2"	3/8"
401-2408	1.1/2"	1/2"
401-2412	1.1/2"	3/4"
401-2416	1.1/2"	1"
401-3204	2"	1/4"
401-3206	2"	3/8"
401-3208	2"	1/2"
401-3212	2"	3/4"
401-3216	2"	1"
401-3220	2"	1.1/4"
401-3224	2"	1.1/2"

JIC Male x BSPP Fixed Female Extended



Part Number	JIC Male	BSPP Female
419-0402	7/16"-20	1/8"
419-0404	7/16"-20	1/4"
419-0406	7/16"-20	3/8"
419-0408	7/16"-20	1/2"
419-0604	9/16"-18	1/4"
419-0606	9/16"-18	3/8"
419-0608	9/16"-18	1/2"
419-0806	3/4"-16	3/8"
419-0808	3/4"-16	1/2"
419-1008	7/8"-14	1/2"
419-1208	1.1/16"-12	1/2"
419-1212	1.1/16"-12	3/4"
419-1616	1.5/16"-12	1"
419-2020	1.5/8"-12	1.1/4"
419-2424	1.7/8"-12	1.1/2"

JIC Male x NPTF Fixed Female Extended



Part Number	JIC Male	NPTF Female
420-0402	7/16"-20	1/8"
420-0404	7/16"-20	1/4"
420-0406	7/16"-20	3/8"
420-0408	7/16"-20	1/2"
420-0502	1/2"-20	1/8"
420-0504	1/2"-20	1/4"
420-0604	9/16"-18	1/4"
420-0606	9/16"-18	3/8"
420-0608	9/16"-18	1/2"
420-0804	3/4"-16	1/4"
420-0806	3/4"-16	3/8"
420-0808	3/4"-16	1/2"
420-1008	7/8"-14	1/2"
420-1012	7/8"-14	3/4"
420-1208	1.1/16"-12	1/2"
420-1212	1.1/16"-12	3/4"
420-1616	1.5/16"-12	1"
420-2020	1.5/8"-12	1.1/4"
420-2420	1.7/8"-12	1.1/4"
420-2424	1.7/8"-12	1.1/2"
420-3232	2.1/2"-12	2"

SAE O Ring Male x NPTF Fixed Female Extended



Part Number	SAE Male	NPTF Female
424-0402	7/16"-20	1/8"
424-0404	7/16"-20	1/4"
424-0406	7/16"-20	3/8"
424-0604	9/16"-18	1/4"
424-0606	9/16"-18	3/8"
424-0608	9/16"-18	1/2"
424-0804	3/4"-16	1/4"
424-0806	3/4"-16	3/8"
424-0808	3/4"-16	1/2"
424-0812	3/4"-16	3/4"
424-1004	7/8"-14	1/4"
424-1006	7/8"-14	3/8"
424-1008	7/8"-14	1/2"
424-1206	1.1/16"-12	3/8"
424-1208	1.1/16"-12	1/2"
424-1212	1.1/16"-12	3/4"
424-1606	1.5/16"-12	3/8"
424-1608	1.5/16"-12	1/2"
424-1612	1.5/16"-12	3/4"
424-1616	1.5/16"-12	1"
424-2020	1.5/8"-12	1.1/4"
424-2424	1.7/8"-12	1.1/2"

JIC Male x JIC Fixed Female Extended Reducer




Part Number	JIC Male	JIC Female
418-0405F	7/16"-20	1/2"-20
418-0406	7/16"-20	9/16"-18
418-0408	7/16"-20	3/4"-16
418-0410	7/16"-20	7/8"-14
418-0412	7/16"-20	1.1/16"-12
418-0416	7/16"-20	1.5/16"-12
418-0506F	1/2"-20	9/16"-18
418-0508	1/2"-20	3/4"-16
418-0608	9/16"-18	3/4"-16
418-0610	9/16"-18	7/8"-14
418-0612	9/16"-18	1.1/16"-12
418-0616	9/16"-18	1.5/16"-12
418-0810F	3/4"-16	7/8"-14
418-0812	3/4"-16	1.1/16"-12
418-0816	3/4"-16	1.5/16"-12
418-0820	3/4"-16	1.5/8"-12
418-1012F	7/8"-14	1.1/16"-12
418-1014	7/8"-14	1.3/16"-12
418-1016	7/8"-14	1.5/16"-12
418-1020	7/8"-14	1.5/8"-12
418-1024	7/8"-14	1.7/8"-12
418-1214F	1.1/16"-12	1.3/16"-12
418-1216	1.1/16"-12	1.5/16"-12
418-1220	1.1/16"-12	1.5/8"-12
418-1224	1.1/16"-12	1.7/8"-12
418-1620	1.5/16"-12	1.5/8"-12
418-1624	1.5/16"-12	1.7/8"-12
418-2024	1.5/8"-12	1.7/8"-12
418-2432	1.7/8"-12	2.1/2"-12

NPTF Male x NPTF Female Bush




Part Number	NPTF Male	NPTF Female
414-0402	1/4"	1/8"
414-0602	3/8"	1/8"
414-0604	3/8"	1/4"
414-0802	1/2"	1/8"
414-0804	1/2"	1/4"
414-0806	1/2"	3/8"
414-1202	3/4"	1/8"
414-1204	3/4"	1/4"
414-1206	3/4"	3/8"
414-1208	3/4"	1/2"
414-1602	1"	1/8"
414-1604	1"	1/4"
414-1606	1"	3/8"
414-1608	1"	1/2"
414-1612	1"	3/4"
414-2004	1.1/4"	1/4"
414-2006	1.1/4"	3/8"
414-2008	1.1/4"	1/2"
414-2012	1.1/4"	3/4"
414-2016	1.1/4"	1"
414-2408	1.1/2"	1/2"
414-2412	1.1/2"	3/4"
414-2416	1.1/2"	1"
414-2420	1.1/2"	1.1/4"
414-3204	2"	1/4"
414-3206	2"	3/8"
414-3208	2"	1/2"
414-3212	2"	3/4"
414-3216	2"	1"
414-3220	2"	1.1/4"
414-3224	2"	1.1/2"


NPTF Male x NPTF Fixed Female Extended



Part Number	NPTF Male	NPTF Female
415-0202	1/8"	1/8"
415-0204	1/8"	1/4"
415-0404	1/4"	1/4"
415-0406	1/4"	3/8"
415-0408	1/4"	1/2"
415-0412	1/4"	3/4"
415-0606	3/8"	3/8"
415-0608	3/8"	1/2"
415-0612	3/8"	3/4"
415-0808	1/2"	1/2"
415-0812	1/2"	3/4"
415-1212	3/4"	3/4"
415-1216	3/4"	1"
415-1616	1"	1"
415-1620	1"	1.1/4"
415-1624	1"	1.1/2"
415-2024	1.1/4"	1.1/2"
415-2424	1.1/2"	1.1/2"
415-3232	2"	2"

BSPT Male x BSPT Fixed Female Reducing Bush

Part Number	BSPT Male	BSPT Female
409-0402	1/4"	1/8"
409-0602	3/8"	1/8"
409-0604	3/8"	1/4"
409-0804	1/2"	1/4"
409-0806	1/2"	3/8"
409-1204	3/4"	1/4"
409-1206	3/4"	3/8"
409-1208	3/4"	1/2"
409-1602	1"	1/8"
409-1604	1"	1/4"
409-1606	1"	3/8"
409-1608	1"	1/2"
409-1612	1"	3/4"
409-2002	1.1/4"	1/8"
409-2004	1.1/4"	1/4"
409-2006	1.1/4"	3/8"
409-2008	1.1/4"	1/2"
409-2012	1.1/4"	3/4"
409-2016	1.1/4"	1"
409-2402	1.1/2"	1/8"
409-2404	1.1/2"	1/4"
409-2406	1.1/2"	3/8"
409-2408	1.1/2"	1/2"
409-2412	1.1/2"	3/4"
409-2416	1.1/2"	1"
409-3206	2"	3/8"
409-3208	2"	1/2"
409-3212	2"	3/4"
409-3216	2"	1"
409-3220	2"	1.1/4"
409-3224	2"	1.1/2"

NPTF Male x BSPP Fixed Female Reducing Bush

Part Number	NPTF Male	BSPP Female
417-0402	1/4"	1/8"
417-0604	3/8"	1/4"
417-0804	1/2"	1/4"
417-1204	3/4"	1/4"
417-1206	3/4"	3/8"
417-1208	3/4"	1/2"
417-1604	1"	1/4"
417-1606	1"	3/8"
417-1608	1"	1/2"
417-1612	1"	3/4"
417-2004	1.1/4"	1/4"
417-2006	1.1/4"	3/8"
417-2008	1.1/4"	1/2"
417-2012	1.1/4"	3/4"
417-2016	1.1/4"	1"
417-2408	1.1/2"	1/2"
417-2412	1.1/2"	3/4"
417-2416	1.1/2"	1"
417-3212	2"	3/4"
417-3216	2"	1"
417-3220	2"	1.1/4"
417-3224	2"	1.1/2"

BSPT Male x NPTF Fixed Female Reducing Bush

Part Number	BSPT Male	NPTF Female
412-0402	1/4"	1/8"
412-0602	3/8"	1/8"
412-0804	1/2"	1/4"
412-1204	3/4"	1/4"
412-1206	3/4"	3/8"
412-1208	3/4"	1/2"
412-1604	1"	1/4"
412-1606	1"	3/8"
412-1608	1"	1/2"
412-2012	1.1/4"	3/4"
412-2016	1.1/4"	1"
412-2412	1.1/2"	3/4"
412-2416	1.1/2"	1"
412-2420	1.1/2"	1.1/4"
412-3212	2"	3/4"
412-3216	2"	1"
412-3220	2"	1.1/4"
412-3224	2"	1.1/2"



We can supply fittings to suit your individual requirements. Please call us

BSPT Male x BSPP Fixed Female Reducing Bush

Part Number	BSPT Male	BSPP Female
411-0602	3/8"	1/8"
411-0604	3/8"	1/4"
411-0804	1/2"	1/4"
411-1204	3/4"	1/4"
411-1206	3/4"	3/8"
411-1208	3/4"	1/2"
411-1604	1"	1/4"
411-1606	1"	3/8"
411-1608	1"	1/2"
411-1612	1"	3/4"
411-2002	1.1/4"	1/8"
411-2004	1.1/4"	1/4"
411-2006	1.1/4"	3/8"
411-2008	1.1/4"	1/2"
411-2012	1.1/4"	3/4"
411-2402	1.1/2"	1/8"
411-2404	1.1/2"	1/4"
411-2406	1.1/2"	3/8"
411-2408	1.1/2"	1/2"
411-2412	1.1/2"	3/4"
411-2416	1.1/2"	1"
411-2420	1.1/2"	1.1/4"
411-3206	2"	3/8"
411-3208	2"	1/2"
411-3212	2"	3/4"
411-3216	2"	1"
411-3220	2"	1.1/4"
411-3224	2"	1.1/2"

Product

► Female x Female Adaptors

BSPP Female Swivel x BSPP Female Swivel BSPP

Part Number	BSPP Female (1)	BSPP Female (2)
300-0202	1/8"	1/8"
300-0402	1/4"	1/8"
300-0404	1/4"	1/4"
300-0604	3/8"	1/4"
300-0606	3/8"	3/8"
300-0804	1/2"	1/4"
300-0806	1/2"	3/8"
300-0808	1/2"	1/2"
300-1008	5/8"	1/2"
300-1010	5/8"	5/8"
300-1204	3/4"	1/4"
300-1206	3/4"	3/8"
300-1208	3/4"	1/2"
300-1210	3/4"	5/8"
300-1212	3/4"	3/4"
300-1608	1"	1/2"
300-1610	1"	5/8"
300-1612	1"	3/4"
300-1616	1"	1"
300-2020	1.1/4"	1.1/4"
300-2016	1.1/4"	1"
300-2424	1.1/2"	1.1/2"
300-3232	2"	2"

JIC Female Swivel x JIC Female Swivel



Part Number	JIC Female (1)	JIC Female (2)
304-0404	7/16"-20	7/16"-20
304-0504	1/2"-20	7/16"-20
304-0505	1/2"-20	1/2"-20
304-0604	9/16"-18	7/16"-20
304-0605	9/16"-18	1/2"-20
304-0606	9/16"-18	9/16"-18
304-0806	3/4"-16	9/16"-18
304-0808	3/4"-16	3/4"-16
304-1006	7/8"-14	9/16"-18
304-1008	7/8"-14	3/4"-16
304-1010	7/8"-14	7/8"-14
304-1208	1.1/16"-12	3/4"-16
304-1212	1.1/16"-12	1.1/16"-12
304-1414	1.3/16"-12	1.3/16"-12
304-1612	1.5/16"-12	1.1/16"-12
304-1616	1.5/16"-12	1.5/16"-12
304-2020	1.5/8"-12	1.5/8"-12
304-2424	1.7/8"-12	1.7/8"-12
304-3232	2.1/2"-12	2.1/2"-12

BSPP Female Swivel x JIC Female Swivel



Part Number	BSPP Female	JIC Female
302-0404	1/4"	7/16"-20
302-0405	1/4"	1/2"-20
302-0406	1/4"	9/16"-18
302-0604	3/8"	7/16"-20
302-0606	3/8"	9/16"-18
302-0608	3/8"	3/4"-16
302-0806	1/2"	9/16"-18
302-0808	1/2"	3/4"-16
302-0810	1/2"	7/8"-14
302-1208	3/4"	3/4"-16
302-1212	3/4"	1.1/16"-12
302-1616	1"	1.5/16"-12
302-2020	1.1/4"	1.5/8"-12
302-2424	1.1/2"	1.7/8"-12

BSPP Fixed Female Barrel



Part Number	BSPP Female
429-02	1/8"
429-04	1/4"
429-06	3/8"
429-08	1/2"
429-10	5/8"
429-12	3/4"
429-16	1"
429-20	1.1/4"
429-24	1.1/2"
429-32	2"

BSPP Fixed Female Barrel Reducing



Part Number	BSPP Female (1)	BSPP Female (2)
430-0402	1/4"	1/8"
430-0602	3/8"	1/8"
430-0604	3/8"	1/4"
430-0802	1/2"	1/8"
430-0804	1/2"	1/4"
430-0806	1/2"	3/8"
430-1008	5/8"	1/2"
430-1204	3/4"	1/4"
430-1206	3/4"	3/8"
430-1208	3/4"	1/2"
430-1210	3/4"	5/8"
430-1606	1"	3/8"
430-1608	1"	1/2"
430-1612	1"	3/4"
430-2016	1.1/4"	1"
430-2416	1.1/2"	1"
430-2420	1.1/2"	1.1/4"
430-3224	2"	1.1/2"

NPTF Fixed Female Barrel



Part Number	NPTF Female (1)	NPTF Female (2)
433-02	1/8"	1/8"
434-0402	1/4"	1/8"
433-04	1/2"-20	1/4"
434-0604	3/8"	1/4"
433-06	3/8"	3/8"
434-0804	1/2"	1/4"
434-0806	1/2"	3/8"
433-08	1/2"	1/2"
434-1206	3/4"	3/8"
434-1208	3/4"	1/2"
433-12	3/4"	3/4"
434-1612	1"	3/4"
433-16	1"	1"
434-2016	1.1/4"	1"
433-20	1.1/4"	1.1/4"
434-2420	1.1/2"	1.1/4"
433-24	1.1/2"	1.1/2"
433-32	2"	2"

Product ▶ Compact Elbows

BSPP Male x BSPP Male 90 deg Compact Elbow



Part Number	BSPP Male
601-02	1/8"
601-04	1/4"
601-06	3/8"
601-08	1/2"
601-10	5/8"
601-12	3/4"
601-16	1"
601-20	1.1/4"
601-24	1.1/2"

BSPP Swivel Female x BSPP Swivel Female 90 deg Compact Elbow



Part Number	BSPP Female
624-0202	1/8"
624-0404	1/4"
624-0606	3/8"
624-0808	1/2"
624-1010	5/8"
624-1212	3/4"
624-1616	1"
624-2020	1.1/4"
624-2424	1.1/2"
624-3232	2"

BSPP Fixed Male x BSPP Swivel Female 90 deg Compact Elbow



Part Number	BSPP Male	BSPP Female
614-02	1/8"	1/8"
614-04	1/4"	1/4"
614-06	3/8"	3/8"
614-08	1/2"	1/2"
614-10	5/8"	5/8"
614-12	3/4"	3/4"
614-16	1"	1"
614-20	1.1/4"	1.1/4"

BSPP Male Cone x BSPP Swivel Female 90 deg Compact Elbow



Part Number	BSPP Male	BSPP Female
615-02	1/8"	1/8"
615-04	1/4"	1/4"
615-06	3/8"	3/8"
615-08	1/2"	1/2"
615-10	5/8"	5/8"
615-12	3/4"	3/4"
615-16	1"	1"
615-20	1.1/4"	1.1/4"
615-24	1.1/2"	1.1/2"

BSPP Fixed Female x BSPP Fixed Female 90 deg Compact Elbow

Part Number	BSPP Female
625-02	1/8"
625-04	1/4"
625-06	3/8"
625-08	1/2"
625-12	3/4"
625-16	1"
625-20	1.1/4"
625-24	1.1/2"
625-32	2"

BSPP Male 60 deg Cone x BSPT Male 90 deg Compact Elbow

Part Number	BSPP Male	BSPT Male
602-02	1/8"	1/8"
602-04	1/4"	1/4"
602-06	3/8"	3/8"
602-08	1/2"	1/2"
602-12	3/4"	3/4"
602-16	1"	1"
602-20	1.1/4"	1.1/4"

BSPT Male x BSPT Male 90 deg Compact Elbow

Part Number	BSPT Male
613-04	1/4"
613-06	3/8"
613-08	1/2"
613-12	3/4"
613-16	1"
613-20	1.1/4"

BSPP Male 60 deg Cone x NPTF Male 90 deg Compact Elbow

Part Number	BSPP Male	NPTF Male
603-02	1/8"	1/8"
603-04	1/4"	1/4"
603-06	3/8"	3/8"
603-08	1/2"	1/2"
603-12	3/4"	3/4"
603-16	1"	1"
603-20	1.1/4"	1.1/4"
603-24	1.1/2"	1.1/2"
603-32	2"	2"

NPTF Male x NPTF Male 90 deg Compact Elbow

Part Number	NPTF Male
605-02	1/8"
605-04	1/4"
605-06	3/8"
605-08	1/2"
605-12	3/4"
605-16	1"
605-20	1.1/4"
605-24	1.1/2"
605-32	2"

BSPT Male x BSPP Swivel Female 90 deg Compact Elbow

Part Number	BSPT Male	BSPP Female
617-04	1/4"	1/4"
617-06	3/8"	3/8"
617-08	1/2"	1/2"
617-12	3/4"	3/4"
617-16	1"	1"

NPTF Male x BSPP Swivel Female 90 deg Compact Elbow

Part Number	NPTF Male	BSPP Female
619-02	1/8"	1/8"
619-04	1/4"	1/4"
619-06	3/8"	3/8"
619-08	1/2"	1/2"
619-12	3/4"	3/4"
619-16	1"	1"
619-20	1.1/4"	1.1/4"
619-24	1.1/2"	1.1/2"

NPTF Male x JIC Swivel Female 90 deg Compact Elbow

Part Number	NPTF Male	JIC Female
620-04	1/4"	7/16"-20
620-06	3/8"	9/16"-18
620-08	1/2"	3/4"-16
620-12	3/4"	1.1/16"-12
620-16	1"	1.5/16"-12
620-20	1.1/4"	1.5/8"-12

JIC Male x JIC Swivel Female 90 deg Compact Elbow

Part Number	JIC Male	JIC Female
622-04	7/16"-20	7/16"-20
622-05	1/2"-20	1/2"-20
622-06	9/16"-18	9/16"-18
622-08	3/4"-16	3/4"-16
622-10	7/8"-14	7/8"-14
622-12	1.1/16"-12	1.1/16"-12
622-14	1.3/16"-12	1.3/16"-12
622-16	1.5/16"-12	1.5/16"-12
622-20	1.5/8"-12	1.5/8"-12
622-24	1.7/8"-12	1.7/8"-12
622-32	2.1/2"-12	2.1/2"-12



We stock a large range of Compression Fittings. Special Fittings can be made to suit your requirements

JIC Swivel Female x JIC Swivel Female 90 deg Compact Elbow

Part Number	JIC Female
627-04	7/16"-20
627-05	1/2"-20
627-06	9/16"-18
627-08	3/4"-16
627-10	7/8"-14
627-12	1.1/16"-12
627-14	1.3/16"-12
627-16	1.5/16"-12
627-20	1.5/8"-12
627-24	1.7/8"-12
627-32	2.1/2"-12

NPTF Male x JIC Male 90 deg Compact Elbow



Part Number	NPTF Male	JIC Male
606-0204	1/8"	7/16"-20
606-0205	1/8"	1/2"-20
606-0206	1/8"	9/16"-18
606-0404	1/4"	7/16"-20
606-0405	1/4"	1/2"-20
606-0406	1/4"	9/16"-18
606-0408	1/4"	3/4"-16
606-0604	3/8"	7/16"-20
606-0606	3/8"	9/16"-18
606-0608	3/8"	3/4"-16
606-0610	3/8"	7/8"-14
606-0612	3/8"	1.1/16"-12
606-0804	1/2"	7/16"-20
606-0806	1/2"	9/16"-18
606-0808	1/2"	3/4"-16
606-0810	1/2"	7/8"-14
606-0812	1/2"	1.1/16"-12
606-0816	1/2"	1.5/16"-12
606-1206	3/4"	9/16"-18
606-1208	3/4"	3/4"-16
606-1210	3/4"	7/8"-14
606-1212	3/4"	1.1/16"-12
606-1216	3/4"	1.5/16"-12
606-1608	1"	3/4"-16
606-1610	1"	7/8"-14
606-1612	1"	1.1/16"-12
606-1616	1"	1.5/16"-12
606-1620	1"	1.5/8"-12
606-1624	1"	1.7/8"-12
606-2012	1.1/4"	1.1/16"-12
606-2016	1.1/4"	1.5/16"-12
606-2020	1.1/4"	1.5/8"-12
606-2024	1.1/4"	1.7/8"-12
606-2032	1.1/4"	2.1/2"-12
606-2416	1.1/2"	1.5/16"-12
606-2420	1.1/2"	1.5/8"-12
606-2424	1.1/2"	1.7/8"-12
606-2432	1.1/2"	2.1/2"-12
606-3232	2"	2.1/2"-12

BSPT Male x JIC Male 90 deg Compact Elbow



Part Number	BSPT Male	JIC Male
612-0204	1/8"	7/16"-20
612-0205	1/8"	1/2"-20
612-0206	1/8"	9/16"-18
612-0404	1/4"	7/16"-20
612-0405	1/4"	1/2"-20
612-0406	1/4"	9/16"-18
612-0408	1/4"	3/4"-16
612-0606	3/8"	9/16"-18
612-0608	3/8"	3/4"-16
612-0610	3/8"	7/8"-14
612-0806	1/2"	9/16"-18
612-0808	1/2"	3/4"-16
612-0810	1/2"	7/8"-14
612-0812	1/2"	1.1/16"-12
612-1208	3/4"	3/4"-16
612-1210	3/4"	7/8"-14
612-1212	3/4"	1.1/16"-12
612-1216	3/4"	1.5/16"-12
612-1616	1"	1.5/16"-12
612-1620	1"	1.5/8"-12
612-2020	1.1/4"	1.5/8"-12
612-2024	1.1/4"	1.7/8"-12
612-2424	1.1/2"	1.7/8"-12
612-3232	2"	2.1/2"-12

NPTF Male x NPTF Fixed Female 90 deg Compact Elbow



Part Number	NPTF Male	NPTF Female
618-02	1/8"	1/8"
618-04	1/4"	1/4"
618-06	3/8"	3/8"
618-08	1/2"	1/2"
618-12	3/4"	3/4"
618-16	1"	1"
618-20	1.1/4"	1.1/4"
618-24	1.1/2"	1.1/2"
618-32	2"	2"

NPTF Fixed Female x NPTF Fixed Female 90 deg Compact Elbow



Part Number	NPTF Female
626-02	1/8"
626-04	1/4"
626-06	3/8"
626-08	1/2"
626-12	3/4"
626-16	1"
626-20	1.1/4"
626-24	1.1/2"
626-32	2"

ORFS Male x ORFS Male 90 deg Compact Elbow



Part Number	ORFS Male
911-04	9/16"-18
911-06	11/16"-16
911-08	13/16"-16
911-10	1"-14
911-12	1.3/16"-12
911-16	1.7/16"-12
911-20	1.11/16"-12
911-24	2"-12

ORFS Male x ORFS Swivel Female 90 deg Compact Elbow



Part Number	ORFS Male	ORFS Female
913-04	9/16"-18	9/16"-18
913-06	11/16"-16	11/16"-16
913-08	13/16"-16	13/16"-16
913-10	1"-14	1"-14
913-12	1.3/16"-12	1.316"-12
913-16	1.7/16"-12	1.7/16"-12
913-20	1.11/16"-12	1.11/16"-12
913-24	2"-12	2"-12

ORFS Male x ORFS Male 90 deg Compact Bulkhead



Part Number	ORFS Male
912-04	9/16"-18
912-06	11/16"-16
912-08	13/16"-16
912-10	1"-14
912-12	1.3/16"-12
912-16	1.7/16"-12
912-20	1.11/16"-12

ORFS Male x BSPP Male 90 deg Adjustable Compact Elbow



Part Number	ORFS Male	BSPP Male
917-0404	9/16"-18	1/4"
917-0406	9/16"-18	3/8"
917-0604	11/16"-16	1/4"
917-0606	11/16"-16	3/8"
917-0608	11/16"-16	1/2"
917-0804	13/16"-16	1/4"
917-0806	13/16"-16	3/8"
917-0808	13/16"-16	1/2"
917-1008	1"-14	1/2"
917-1208	1.3/16"-12	1/2"
917-1212	1.3/16"-12	3/4"
917-1216	1.3/16"-12	1"
917-1612	1.7/16"-12	3/4"
917-1616	1.7/16"-12	1"
917-2016	1.11/16"-12	1"
917-2020	1.11/16"-12	1.1/4"

ORFS Male x UNF Male 90 deg Adjustable Compact Elbow



Part Number	ORFS Male	UNF Male
919-0404	9/16"-18	7/16"-20
919-0406	9/16"-18	9/16"-18
919-0604	11/16"-16	7/16"-20
919-0606	11/16"-16	9/16"-18
919-0608	11/16"-16	3/4"-16
919-0610	11/16"-16	7/8"-14
919-0806	13/16"-16	9/16"-18
919-0808	13/16"-16	3/4"-16
919-0810	13/16"-16	7/8"-14
919-1008	1"-14	3/4"-14
919-1010	1"-14	7/8"-14
919-1012	1"-14	1.1/16"-12
919-1208	1.3/16"-12	3/4"-16
919-1210	1.3/16"-12	7/8"-14
919-1212	1.3/16"-12	1.1/16"-12
919-1216	1.3/16"-12	1.5/16"-12
919-1612	1.7/16"-12	1.1/16"-12
919-1616	1.7/16"-12	1.5/16"-12
919-1620	1.7/16"-12	1.5/8"-12
919-2016	1.11/16"-12	1.5/16"-12
919-2020	1.11/16"-12	1.5/8"-12
919-2424	2"-12	1.7/8"-12

ORFS Male x Metric Male 90 deg Adjustable Compact Elbow



Part Number	ORFS Male	Metric Male
918-0412	9/16"-18	12x1.5
918-0414	9/16"-18	14x1.5
918-0616	11/16"-16	16x1.5
918-0618	11/16"-16	18x1.5
918-0622	11/16"-16	22x1.5
918-0816	13/16"-16	16x1.5
918-0818	13/16"-16	18x1.5
918-0822	13/16"-16	22x1.5
918-1016	1"-14	16x1.5
918-1018	1"-14	18x1.5
918-1022	1"-14	22x1.5
918-1222	1.3/16"-12	22x1.5

BSPP Male Cone x BSPP Swivel Female 45 deg Compact Elbow



Part Number	BSPP Male	BSPP Female
628-02	1/8"	1/8"
628-04	1/4"	1/4"
628-06	3/8"	3/8"
628-08	1/2"	1/2"
628-10	5/8"	5/8"
628-12	3/4"	3/4"
628-16	1"	1"
628-20	1.1/4"	1.1/4"
628-24	1.1/2"	1.1/2"
628-32	2"	2"

JIC Male x JIC Swivel Female 45 deg Compact Elbow



Part Number	JIC Male	JIC Female
630-04	7/16"-20	7/16"-20
630-05	1/2"-20	1/2"-20
630-06	9/16"-18	9/16"-18
630-08	3/4"-16	3/4"-16
630-10	7/8"-14	7/8"-14
630-12	1.1/16"-12	1.1/16"-12
630-16	1.5/16"-12	1.5/16"-12
630-20	1.5/8"-12	1.5/8"-12
630-24	1.7/8"-12	1.7/8"-12
630-32	2.1/2"-12	2.1/2"-12

NPTF Male x JIC Male 45 deg Compact Elbow



Part Number	NPTF Male	JIC Male
629-0204	1/8"	7/16"-20
629-0205	1/8"	1/2"-20
629-0206	1/8"	9/16"-18
629-0404	1/4"	7/16"-20
629-0405	1/4"	1/2"-20
629-0406	1/4"	9/16"-18
629-0408	1/4"	3/4"-16
629-0604	3/8"	7/16"-20
629-0606	3/8"	9/16"-18
629-0608	3/8"	3/4"-16
629-0610	3/8"	7/8"-14
629-0804	1/2"	7/16"-20
629-0806	1/2"	9/16"-18
629-0808	1/2"	3/4"-16
629-0810	1/2"	7/8"-14
629-0812	1/2"	1.1/16"-12
629-0816	1/2"	1.5/16"-12
629-1208	3/4"	3/4"-16
629-1210	3/4"	7/8"-14
629-1212	3/4"	1.1/16"-12
629-1216	3/4"	1.5/16"-12
629-1608	1"	3/4"-16
629-1612	1"	1.1/16"-12
629-1616	1"	1.5/16"-12
629-1620	1"	1.5/8"-12
629-2012	1.1/4"	1.1/16"-12
629-2016	1.1/4"	1.5/16"-12
629-2020	1.1/4"	1.5/8"-12
629-2424	1.1/2"	1.7/8"-12
629-3232	2"	2.1/2"-12

ORFS Male x ORFS Swivel Female 45 deg Compact Elbow



Part Number	ORFS Male	ORFS Female
914-04	9/16"-18	9/16"-18
914-06	11/16"-16	11/16"-16
914-08	13/16"-16	13/16"-16
914-10	1"-14	1"-14
914-12	1.3/16"-12	1.3/16"-12
914-16	1.7/16"-12	1.7/16"-12
914-20	1.11/16"-12	1.11/16"-12

BSPP Fixed Male Equal Tee 60 Deg Coned Seat



Part Number	BSPP Male
500-02	1/8"
500-04	1/4"
500-06	3/8"
500-08	1/2"
500-10	5/8"
500-12	3/4"
500-16	1"
500-20	1.1/4"
500-24	1.1/2"
500-32	2"

BSPP Swivel Female Equal Tee



Part Number	BSPP Female
530-02	1/8"
530-04	1/4"
530-06	3/8"
530-08	1/2"
530-10	5/8"
530-12	3/4"
530-16	1"
530-20	1.1/4"
530-24	1.1/2"
530-32	2"

BSPP Male x BSPP Male x BSPP Female Swivel Branch Tee



Part Number	BSPP Male	BSPP Female
511-02	1/8"	1/8"
511-04	1/4"	1/4"
511-06	3/8"	3/8"
511-08	1/2"	1/2"
511-10	5/8"	5/8"
511-12	3/4"	3/4"
511-16	1"	1"
511-20	1.1/4"	1.1/4"
511-24	1.1/2"	1.1/2"
511-32	2"	2"

BSPP Male x BSPP Swivel Female x BSPP Male Run Tee



Part Number	BSPP Male (1)	BSPP Female (2)	BSPP Male (3)
516-02	1/8"	1/8"	1/8"
516-04	1/4"	1/4"	1/4"
516-060604	3/8"	3/8"	1/4"
516-060608	3/8"	3/8"	1/2"
516-060806	3/8"	1/2"	3/8"
516-060808	3/8"	1/2"	1/2"
516-06	3/8"	3/8"	3/8"
516-080804	1/2"	1/2"	1/4"
516-080806	1/2"	1/2"	3/8"
516-081208	1/2"	3/4"	1/2"
516-08	1/2"	1/2"	1/2"
516-10	5/8"	5/8"	5/8"
516-121204	3/4"	3/4"	1/4"
516-121206	3/4"	3/4"	3/8"
516-121208	3/4"	3/4"	1/2"
516-12	3/4"	3/4"	3/4"
516-16	1"	1"	1"
516-20	1.1/4"	1.1/4"	1.1/4"
516-242412	1.1/2"	1.1/2"	3/4"
516-24	1.1/2"	1.1/2"	1.1/2"
516-32	2"	2"	2"

BSPP Swivel Female x BSPP Swivel Female x BSPP Male Branch Tee



Part Number	BSPP Female	BSPP Male
526-04	1/4"	1/4"
526-06	3/8"	3/8"
526-08	1/2"	1/2"
526-12	3/4"	3/4"
526-16	1"	1"
526-20	1.1/4"	1.1/4"

BSPP Male x BSPP Swivel Female x BSPP Swivel Female Tee



Part Number	BSPP Male	BSPP Female
521-02	1/8"	1/8"
521-04	1/4"	1/4"
521-06	3/8"	3/8"
521-08	1/2"	1/2"
521-12	3/4"	3/4"
521-16	1"	1"
521-20	1.1/4"	1.1/4"

BSPP Fixed Female Tee



Part Number	BSPP Female
533-02	1/8"
533-04	1/4"
533-06	3/8"
533-08	1/2"
533-12	3/4"
533-16	1"
533-20	1.1/4"
533-24	1.1/2"
533-32	2"

JIC Male Tee



Part Number	JIC Male
509-04	7/16"-20
509-05	1/2"-20
509-06	9/16"-18
509-08	3/4"-16
509-10	7/8"-14
509-12	1.1/16"-12
509-14	1.3/16"-12
509-16	1.5/16"-12
509-20	1.5/8"-12
509-24	1.7/8"-12
509-32	2.1/2"-12

JIC Swivel Female Tee



Part Number	JIC Female
535-04	7/16"-20
535-05	1/2"-20
535-06	9/16"-18
535-08	3/4"-16
535-10	7/8"-14
535-12	1.1/16"-12
535-16	1.5/16"-12
535-20	1.5/8"-12
535-24	1.7/8"-12
535-32	2.1/2"-12

JIC Male x JIC Swivel Female x JIC Male Run Tee



Part Number	JIC Male	JIC Female
520-04	7/16"-20	7/16"-20
520-05	1/2"-20	1/2"-20
520-06	9/16"-18	9/16"-18
520-08	3/4"-16	3/4"-16
520-10	7/8"-14	7/8"-14
520-12	1.1/16"-12	1.1/16"-12
520-14	1.3/16"-12	1.3/16"-12
520-16	1.5/16"-12	1.5/16"-12
520-20	1.5/8"-12	1.5/8"-12
520-24	1.7/8"-12	1.7/8"-12
520-32	2.1/2"-12	2.1/2"-12

JIC Male x JIC Male x JIC Swivel Female Branch Tee



Part Number	JIC Male	JIC Female
515-04	7/16"-20	7/16"-20
515-05	1/2"-20	1/2"-20
515-06	9/16"-18	9/16"-18
515-08	3/4"-16	3/4"-16
515-10	7/8"-14	7/8"-14
515-12	1.1/16"-12	1.1/16"-12
515-14	1.3/16"-12	1.3/16"-12
515-16	1.5/16"-12	1.5/16"-12
515-20	1.5/8"-12	1.5/8"-12
515-24	1.7/8"-12	1.7/8"-12
515-32	2.1/2"-12	2.1/2"-12

JIC Male x JIC Swivel Female x JIC Swivel Female Branch Tee



Part Number	JIC Male	JIC Female
525-04	7/16"-20	7/16"-20
525-05	1/2"-20	1/2"-20
525-06	9/16"-18	9/16"-18
525-08	3/4"-16	3/4"-16
525-10	7/8"-14	7/8"-14
525-12	1.1/16"-12	1.1/16"-12
525-16	1.5/16"-12	1.5/16"-12
525-20	1.5/8"-12	1.5/8"-12
525-24	1.7/8"-12	1.7/8"-12
525-32	2.1/2"-12	2.1/2"-12

JIC Swivel Female x JIC Swivel Female x JIC Male Branch Tee



Part Number	JIC Female	JIC Male
529-04	7/16"-20	7/16"-20
529-05	1/2"-20	1/2"-20
529-06	9/16"-18	9/16"-18
529-08	3/4"-16	3/4"-16
529-10	7/8"-14	7/8"-14
529-12	1.1/16"-12	1.1/16"-12
529-16	1.5/16"-12	1.5/16"-12
529-20	1.5/8"-12	1.5/8"-12
529-24	1.7/8"-12	1.7/8"-12
529-32	2.1/2"-12	2.1/2"-12

JIC Male x JIC Male 90 deg Compact Elbow



Part Number	JIC Male
611-04	7/16"-20
611-05	1/2"-20
611-06	9/16"-18
611-08	3/4"-16
611-10	7/8"-14
611-12	1.1/16"-12
611-14	1.3/16"-12
611-16	1.5/16"-12
611-20	1.5/8"-12
611-24	1.7/8"-12
611-32	2.1/2"-12

NPTF Fixed Female Tee



Part Number	NPTF Female
534-02	1/8"
534-04	1/4"
534-06	3/8"
534-08	1/2"
534-12	3/4"
534-16	1"
534-20	1.1/4"
534-24	1.1/2"
534-32	2"

NPTF Equal Male Tee



Part Number	NPTF Male
508-02	1/8"
508-04	1/4"
508-06	3/8"
508-08	1/2"
508-12	3/4"
508-16	1"
508-20	1.1/4"
508-24	1.1/2"
508-32	2"

NPTF Male x NPTF Fixed Female x NPTF Fixed Female Tee



Part Number	NPTF Male	NPTF Female
524-02	1/8"	1/8"
524-04	1/4"	1/4"
524-06	3/8"	3/8"
524-08	1/2"	1/2"
524-12	3/4"	3/4"
524-16	1"	1"
524-20	1.1/4"	1.1/4"
524-24	1.1/2"	1.1/2"

NPTF Fixed Female x NPTF Fixed Female x NPTF Male Branch Tee



Part Number	NPTF Female	NPTF Male
528-02	1/8"	1/8"
528-04	1/4"	1/4"
528-06	3/8"	3/8"
528-08	1/2"	1/2"
528-12	3/4"	3/4"
528-16	1"	1"
528-20	1.1/4"	1.1/4"
528-24	1.1/2"	1.1/2"

ORFS Male Tee



Part Number	ORFS Male
908-04	9/16"-18
908-06	11/16"-16
908-08	1.3/16"-12
908-10	1"-14
908-12	1.3/16"-12
908-16	1.7/16"-12
908-20	1.11/16"-12
908-24	2"-12

ORFS Male x ORFS Swivel Female x ORFS Male Tee



Part Number	ORFS Male	ORFS Female
910-04	9/16"-18	9/16"-18
910-06	11/16"-16	11/16"-16
910-08	13/16"-16	13/16"-16
910-10	1"-14	1"-14
910-12	1.3/16"-12	1.3/16"-12
910-16	1.7/16"-12	1.7/16"-12
910-20	1.11/16"-12	1.11/16"-12

ORFS Male x ORFS Male x ORFS Swivel Female Tee



Part Number	ORFS Male	ORFS Female
909-04	9/16"-18	9/16"-18
909-060	11/16"-16	11/16"-16
909-08	13/16"-16	13/16"-16
909-10	1"-14	1"-14
909-12	1.3/16"-12	1.3/16"-12
909-16	1.7/16"-12	1.7/16"-12
909-20	1.11/16"-12	1.11/16"-12

ORFS Male x UNF Adjustable Male x ORFS Male Tee



Part Number	ORFS Male	UNF Male
921-040404	9/16"-18	7/16"-20
921-060606	11/16"-16	9/16"-18
921-080808	13/16"-16	3/4"-16
921-101010	1"-14	7/8"-14
921-121212	1.3/16"-12	1.1/16"-12
921-161616	1.7/16"-12	1.5/16"-12

ORFS Male x ORFS Male x UNF Male Adjustable Tee



Part Number	ORFS Male	UNF Male
920-040404	9/16"-18	7/16"-20
920-060606	11/16"-16	9/16"-18
920-080808	13/16"-16	3/4"-16
920-101010	1"-14	7/8"-14
920-121212	1.3/16"-12	1.1/16"-12
920-161616	1.7/16"-12	1.5/16"-12



We can manufacture any fittings as per your drawings / requirements

Product **Swept Elbows**

BSPP Male x BSPP Male 90 deg Swept Elbow



Part Number	BSPP Male
800-04	1/4"
800-06	3/8"
800-08	1/2"
800-10	5/8"
800-12	3/4"
800-16	1"
800-20	1.1/4"
800-24	1.1/2"
800-32	2"

BSPP Male x BSPP Swivel Female 90 deg Swept Elbow



Part Number	BSPP Male	BSPP Female
802-04	1/4"	1/4"
802-06	3/8"	3/8"
802-08	1/2"	1/2"
802-10	5/8"	5/8"
802-12	3/4"	3/4"
802-16	1"	1"
802-20	1.1/4"	1.1/4"
802-24	1.1/2"	1.1/2"
802-32	2"	2"

BSPP Swivel Female x BSPP Swivel Female 90 deg Swept Elbow



Part Number	BSPP Female
803-04	1/4"
803-06	3/8"
803-08	1/2"
803-10	5/8"
803-12	3/4"
803-16	1"
803-20	1.1/4"
803-24	1.1/2"
803-32	2"

BSPP Male x BSPP Swivel Female 45 deg Swept Elbow



Part Number	BSPP Male	BSPP Female
811-04	1/4"	1/4"
811-06	3/8"	3/8"
811-08	1/2"	1/2"
811-10	5/8"	5/8"
811-12	3/4"	3/4"
811-16	1"	1"
811-20	1.1/4"	1.1/4"
811-24	1.1/2"	1.1/2"
811-32	2"	2"

BSPP Swivel Female x BSPP Swivel Female 45 deg Swept Elbow



Part Number	BSPP Female
812-04	1/4"
812-06	3/8"
812-08	1/2"
812-10	5/8"
812-12	3/4"
812-16	1"
812-20	1.1/4"
812-24	1.1/2"

BSPP Male x BSPP Male 45 deg Swept Elbow



Part Number	BSPP Male
810-04	1/4"
810-06	3/8"
810-08	1/2"
810-10	5/8"
810-12	3/4"
810-16	1"
810-20	1.1/4"
810-24	1.1/2"
810-32	2"

Product > Crosses

BSPP Equal Male Cross



Part Number	BSPP Male
536-04	1/4"
536-06	3/8"
536-08	1/2"
536-12	3/4"
536-16	1"

BSPP Equal Swivel Female Cross



Part Number	BSPP Female
538-04	1/4"
538-06	3/8"
538-08	1/2"
538-12	3/4"
538-16	1"

JIC Equal Male Cross



Part Number	JIC Male
537-04	7/16"-20
537-05	1/2"-20
537-06	9/16"-18
537-08	3/4"-16
537-10	7/8"-14
537-12	1.1/16"-12
537-16	1.5/16"-12
537-20	1.5/8"-12
537-24	1.7/8"-12

NPTF Fixed Female Cross



Part Number	NPTF Female
540-04	1/4"
540-06	3/8"
540-08	1/2"
540-12	3/4"
540-16	1"

Product > Plugs & Caps

BSPP Male 60 deg Coned Plug



Part Number	BSPP Male
701-02	1/8"
701-04	1/4"
701-06	3/8"
701-08	1/2"
701-10	5/8"
701-12	3/4"
701-16	1"
701-20	1.1/4"
701-24	1.1/2"
701-32	2"
701-40	2.1/2"
701-48	3"

BSPP Male Solid Plug



Part Number	BSPP Male
700-02	1/8"
700-04	1/4"
700-06	3/8"
700-08	1/2"
700-10	5/8"
700-12	3/4"
700-16	1"
700-20	1.1/4"
700-24	1.1/2"
700-32	2"
700-40	2.1/2"
700-48	3"

BSPT Male Plug

Part Number	BSPT Male
705-02	1/8"
705-04	1/4"
705-06	3/8"
705-08	1/2"
705-10	5/8"
705-12	3/4"
705-16	1" Hollow
705-20	1.1/4" Hollow
705-24	1.1/2" Hollow
705-32	2" Hollow

BSPP Male Allen Key Plug c/w ED Seal

Part Number	BSPP Male
704-02	1/8"
704-04	1/4"
704-06	3/8"
704-08	1/2"
704-12	3/4"
704-16	1"
704-20	1.1/4"
704-24	1.1/2"

Metric Male Solid Plug

Part Number	Metric Male
708-10	10x1
708-12	12x1.5
708-14	14x1.5
708-16	16x1.5
708-18	18x1.5
708-20	20x1.5
708-22	22x1.5
708-24	24x1.5
708-26	26x1.5

SAE O Ring Male Allen Key Plug c/w ED Seal

Part Number	SAE Male
716-02	5/16"-24
716-03	3/8"-24
716-04	7/16"-20
716-05	1/2"-20
716-06	9/16"-18
716-08	3/4"-16
716-10	7/8"-14
716-12	1.1/16"-12
716-14	1.3/16"-12
716-16	1.5/16"-12
716-20	1.5/8"-12
716-24	1.7/8"-12
716-32	2.1/2"-12

SAE O Ring Male Plug

Part Number	SAE Male
715-02	5/16"-24
715-03	3/8"-24
715-04	7/16"-20
715-05	1/2"-20
715-06	9/16"-18
715-08	3/4"-16
715-10	7/8"-14
715-12	1.1/16"-12
715-14	1.3/16"-12
715-16	1.5/16"-12
715-20	1.5/8"-12
715-24	1.7/8"-12
715-32	2.1/2"-12

JIC Male Plug

Part Number	JIC Male
712-04	7/16"-20
712-05	1/2"-20
712-06	9/16"-18
712-08	3/4"-16
712-10	7/8"-14
712-12	1.1/16"-12
712-14	1.3/16"-12
712-16	1.5/16"-12
712-20	1.5/8"-12
712-24	1.7/8"-12
712-32	2.1/2"-12

ORFS Male Plug

Part Number	ORFS Male
915-04	9/16"-18
915-06	11/16"-16
915-08	13/16"-16
915-10	1"-14
915-12	1.3/16"-12
915-16	1.7/16"-12
915-20	1.11/16"-12
915-24	2"-12

NPTF Male Solid Plug

Part Number	NPTF Male
706-02	1/8"
706-04	1/4"
706-06	3/8"
706-08	1/2"
706-12	3/4"
706-16	1"
706-20	1.1/4"
706-24	1.1/2"
706-32	2"

NPTF Male Hexagon Socket Head Plug

Part Number	NPTF Male
707-02	1/8"
707-04	1/4"
707-06	3/8"
707-08	1/2"
707-12	3/4"
707-16	1"
707-20	1.1/4"
707-24	1.1/2"



**Cannot see the size
or style you want?
Please call us**

BSPP Swivel Female Blanking Cap



Part Number	BSPP Female
717-02	1/8"
717-04	1/4"
717-06	3/8"
717-08	1/2"
717-10	5/8"
717-12	3/4"
717-16	1"
717-20	1.1/4"
717-24	1.1/2"
717-32	2"

Metric Swivel Female Blanking Cap



Part Number	Metric Female
718-12	12x1.5
718-14	14x1.5
718-16	16x1.5
718-18	18x1.5
718-20	20x1.5
718-22	22x1.5

JIC Swivel Female Blanking Cap



Part Number	JIC Female
719-04	7/16"-20
719-05	1/2"-20
719-06	9/16"-18
719-08	3/4"-16
719-10	7/8"-14
719-12	1.1/16"-12
719-14	1.3/16"-12
719-16	1.5/16"-12
719-20	1.5/8"-12
719-24	1.7/8"-12
719-32	2.1/2"-12

ORFS Female Blanking Cap



Part Number	ORFS Female
916-04	9/16"-18
916-06	11/16"-16
916-08	13/16"-16
916-10	1"-14
916-12	1.3/16"-12
916-16	1.7/16"-12
916-20	1.11/16"-12
916-24	2"-12

NPTF Fixed Female Cap



Part Number	NPTF Female
720-02	1/8"
720-04	1/4"
720-06	3/8"
720-08	1/2"
720-12	3/4"
720-16	1"
720-20	1.1/4"
720-24	1.1/2"
720-32	2"

Product Lock Nuts

BSPP Locknut



Part Number	BSPP Female
107-02	1/8"
107-04	1/4"
107-06	3/8"
107-08	1/2"
107-10	5/8"
107-12	3/4"
107-16	1"
107-20	1.1/4"
107-24	1.1/2"
107-32	2"

UNF JIC Lock Nut




Part Number	UNF JIC Female
138-04	7/16"-20
138-05	1/2"-20
138-06	9/16"-18
138-07	5/8"
138-08	3/4"-16
138-10	7/8"-14
138-12	1.1/16"-12
138-14	1.3/16"-12
138-16	1.5/16"-12
138-20	1.5/8"-12
138-24	1.7/8"-12
138-32	2.1/2"-12

Metric Lock Nut



Part Number	JIC Female
128-12L	12 x 1.5
128-14L	14 x 1.5
128-16L	16 x 1.5
128-18L	18 x 1.5
128-20L	20 x 1.5
128-22L	22 x 1.5
128-24L	24 x 1.5

BSPP Crimp Nut



Part Number	BSPP Female
722-02	1/8"
722-04	1/4"
722-06	3/8"
722-08	1/2"
722-10	5/8"
722-12	3/4"
722-16	1"
722-20	1.1/4"
722-24	1.1/2"
722-32	2"

UNF JIC Crimp Nut



Part Number	UNF JIC Female
724-04	7/16"-20
724-05	1/2"-20
724-06	9/16"-18
724-08	3/4"-16
724-10	7/8"-14
724-12	1.1/16"-12
724-14	1.3/16"-12
724-16	1.5/16"-12
724-20	1.5/8"-12
724-24	1.7/8"-12
724-32	2.1/2"-12

Metric Crimp Nut



Part Number	Metric
128-12N	12 x 1.5
128-14N	14 x 1.5
128-16N	16 x 1.5
128-18N	18 x 1.5
128-20N	20 x 1.5
128-22N	22 x 1.5
128-24N	12 x 1.5

Product ▶ Bonded Seals

Bonded Seal - Metric



Part Number	Metric Male
BSM4	M4
BSM6	M6
BSM8	M8
BSM10	M10
BSM12	M12
BSM14	M14
BSM16	M16
BSM18	M18
BSM20	M20
BSM22	M22

Bonded Seal - Imperial



Part Number	BSPP Male
BS02	1/8"
BS04	1/4"
BS06	3/8"
BS08	1/2"
BS10	5/8"
BS12	3/4"
BS16	1"
BS20	1.1/4"
BS24	1.1/2"
BS32	2"

Product ▶ Hydraulic Swivel Joints

In Line Swivel Joints BSPP Male x BSPP Female



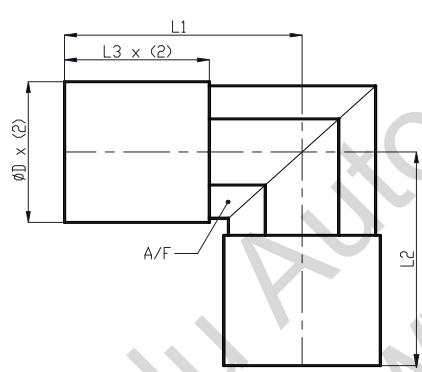
Part Number	BSPP Male / Female Thread	Max. Pressure for fixed (bar)	Max. Pressure for rotation (bar)
HMF504	1/4"	400	200
HMF506	3/8"	400	200
HMF508	1/2"	300	150
HMF512	3/4"	300	150
HMF516	1"	300	100
HMF520	1.1/4"	300	100
HMF524	1.1/2"	300	50
HMF532	2"	250	50

90 Swivel Joints BSPP Male x BSPP Female


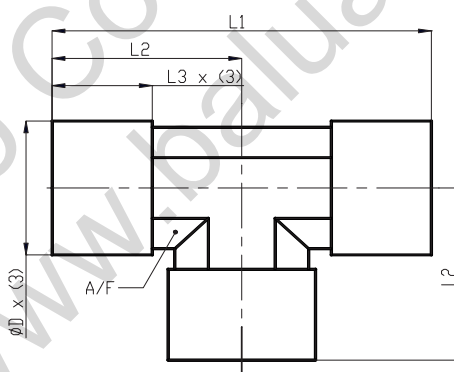


Part Number	BSPP Male / Female Thread	Max. Pressure for fixed (bar)	Max. Pressure for rotation (bar)
HMF59004	1/4"	400	200
HMF59006	3/8"	400	200
HMF59008	1/2"	300	150
HMF59012	3/4"	300	150
HMF59016	1"	300	100
HMF59020	1.1/4"	300	100
HMF59024	1.1/2"	300	50
HMF59032	2"	250	50

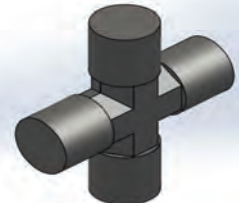
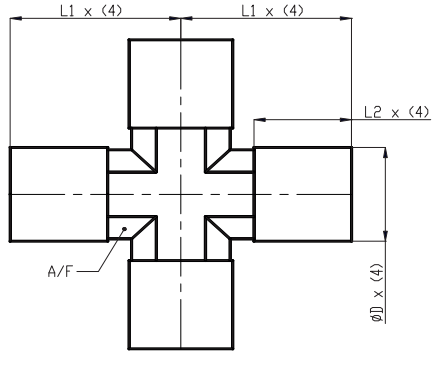
Steel Blank Forgings



STEEL ELBOW FORGINGS LIST					
S. DIE.NO	L1	L2	L3	ØD	A/F
99	20.50+0.50	20.50+0.50	12.50+0.50	13.50+1.00	11.00
100	29.50+0.50	29.50+0.50	14.00+0.50	17.00+1.00	14.00
101	31.00+0.50	31.00+0.50	16.00+0.50	19.00+1.00	19.00
102	34.50+0.50	34.50+0.50	17.00+0.50	24.00+1.00	22.00
103	38.00+0.50	38.00+0.50	19.00+0.50	27.00+1.00	22.00
104	40.00+0.50	40.00+0.50	19.00+0.50	29.00+1.00	27.00
105	45.00+0.50	45.00+0.50	22.00+0.50	36.00+1.00	33.00



STEEL TEE FORGINGS LIST					
S. DIE.NO	L1	L2	L3	ØD	A/F
106	53.00+1.00	26.50+0.50	12.50+0.50	13.50+1.00	11.00
107	56.00+1.00	27.00+0.50	16.00+0.50	17.00+1.00	14.00
108	61.00+1.00	30.00+0.50	17.00+0.50	19.00+1.00	19.00
109	68.00+1.00	33.50+0.50	17.00+0.50	24.00+1.00	22.00
110	72.00+1.00	36.00+0.50	19.00+0.50	27.00+1.00	22.00
111	78.00+1.00	39.00+0.50	19.00+0.50	29.00+1.00	27.00
112	89.50+1.00	45.00+0.50	22.00+0.50	36.00+1.00	33.00



STEEL CROSS FORGINGS LIST				
S. DIE.NO	L1	L2	ØD	A/F
113	26.50+0.50	12.50+0.50	13.50+1.00	11.00
114	28.00+0.50	16.00+0.50	17.00+1.00	14.00
115	30.50+0.50	17.00+0.50	19.00+1.00	19.00
116	34.00+0.50	17.00+0.50	24.00+1.00	22.00
117	36.00+0.50	19.00+0.50	27.00+1.00	22.00
118	39.00+0.50	19.00+0.50	29.00+1.00	27.00
119	44.75+0.50	22.00+0.50	36.00+1.00	33.00